

**AVSWCA**

Antelope Valley State Water Contractors Association

www.avswca.org**COMMISSIONERS***ROBERT PARRIS, Chair**VINCENT DINO, Vice Chair**LEO THIBAUT, Treasurer-Auditor**KATHY MAC LAREN, Secretary**KEITH DYAS, Commissioner**BARBARA HOGAN, Commissioner***OFFICERS***PETER THOMPSON II, General Manager**TOM BARNES, Resources Manager**DENNIS HOFFMEYER, Controller**DANIELLE HENRY, Management Analyst*

October 5, 2020

***Agenda for the Regular Meeting of the Commissioners
of the Antelope Valley State Water Contractors Association
to be held at 6500 West Avenue N, Palmdale or via***

Video Conference: <https://bit.ly/2G4tJah> or

Teleconference: (669) 900-6833 Meeting ID: 816 2235 3151#

FOR THE PUBLIC: VIA TELECONFERENCE ONLY

Dial-In Number: (669) 900-6833 Meeting ID: 816 2235 3151#

Thursday, October 8, 2020

6:00 p.m.

NOTE: To comply with the Americans with Disabilities Act, to participate in any Association meeting please contact Danielle Henry at 661-947-4111 x1059 at least 48 hours prior to an Association meeting to inform us of your needs and to determine if accommodation is feasible.

Agenda item materials, as well as materials related to agenda items submitted after distribution of the agenda packets, are available for public review at the Palmdale Water District's office located at 2029 E. Ave. Q, Palmdale. Please call Danielle Henry at 661-947-4111 x1059 for public review of materials.

PUBLIC COMMENT GUIDELINES: The prescribed time limit per speaker is three-minutes. Please refrain from public displays or outbursts such as unsolicited applause, comments, or cheering. Any disruptive activities that substantially interfere with the ability of the Association to carry out its meeting will not be permitted and offenders will be requested to leave the meeting.

Each item on the agenda shall be deemed to include any appropriate motion, resolution, or ordinance to take action on any item.

- 1) Pledge of Allegiance.
- 2) Roll call.
- 3) Adoption of agenda.
- 4) Public comments for items not on the agenda.
- 5) Consideration and possible action on minutes of regular meeting held September 10, 2020.
- 6) Payment of bills.

- 7) Presentation on the State Water Contractors organization and status update on the State Water Project. (Ms. Jennifer Pierre, Department of Water Resources/General Manager Thompson II)
- 8) Consideration and possible action on approval of letter to the Antelope Valley Watermaster requesting the transfer of the financial and administrative responsibilities for the United States Geological Survey Ground Water Monitoring Program from the Association to the Antelope Valley Watermaster. (General Manager Thompson II)
- 9) Report of General Manager.
 - a) Status updates:
 - 1) Replacement Water Assessments.
 - 2) Antelope Valley Watermaster meetings.
 - 3) Antelope Valley and Fremont Basin IRWMP Stakeholder meetings.
- 10) Report of Controller.
 - a) Update on Revenue, Expenses and Change in Net Position.
- 11) Reports of Commissioners.
- 12) Report of Attorney.
- 13) Commission members' requests for future agenda items.
- 14) Consideration and possible action on scheduling the next Association meeting.
- 15) Adjournment.



The State Water Project What's Ahead?

AVSWCA Meeting

October 8, 2020



The man who moves a mountain begins by carrying away small stones.

Confucius

Table of Contents

- 01** State Water Project
- 02** State Water Contractors
- 03** Future of the State Water Project

State Water Project

34 storage facilities, reservoirs and lakes

20 pumping plants

4 pumping-generating plants

5 hydroelectric power plants

701 miles of open canals and pipelines

Construction began in the 1960s



State Water Project Delta Facilities



Current Status of Delta Environment

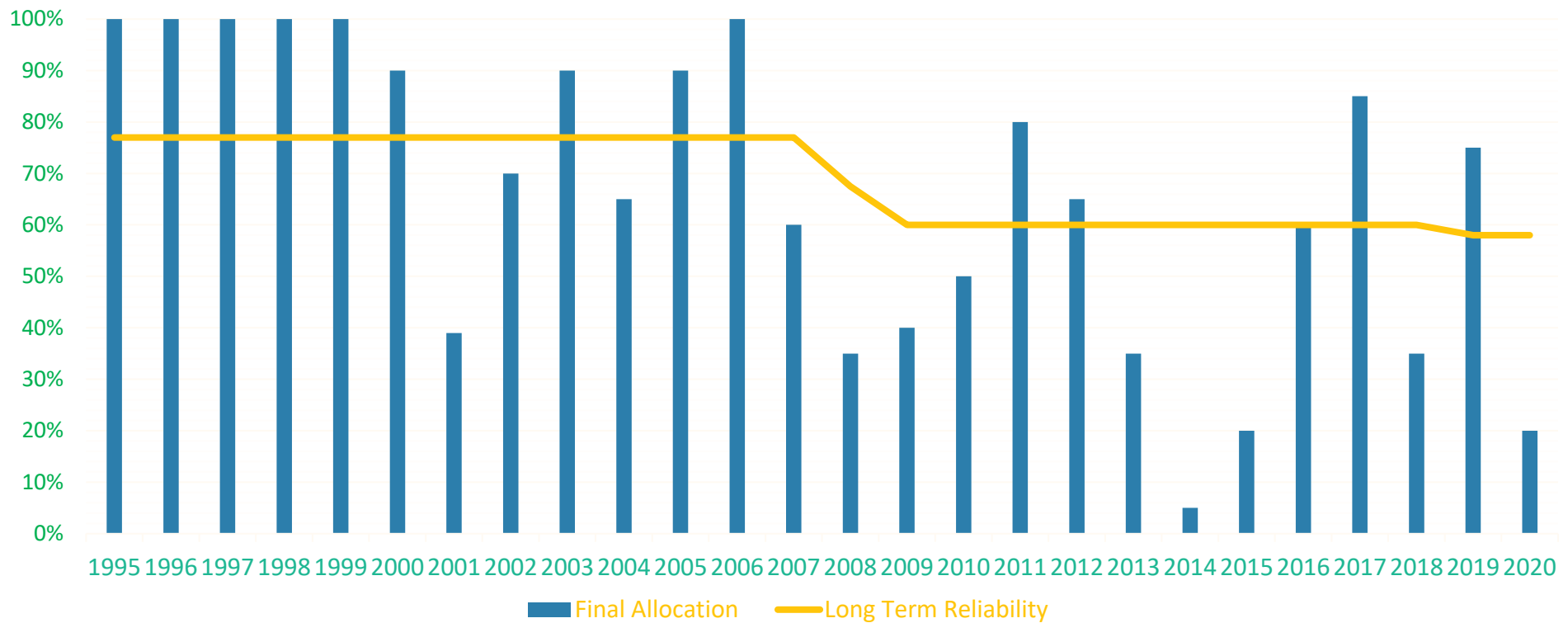
- The regulatory environment in the Delta is always changing
- Long-term SWP reliability¹ has dropped from **76% to 58% over the last 20 years**
 - Trends suggest further declines are likely (assumed at 52%)²
- Climate change impacts are uncertain
- A Delta conveyance solution is predicted to restore reliability

¹ DWR 2002 Delivery Reliability Report future condition and 2019 Delivery Capability Reports existing condition

² DWR 2019 Delivery Capability Report future condition



Decreasing Trend in SWP Allocations



Water Delivery For:

27 Million People

750,000 Acres of Farmland

SERVING:

BAY AREA

SAN JOAQUIN VALLEY

INLAND EMPIRE

DESERT

SOUTHERN CALIFORNIA

CENTRAL COAST




SWP: There When We Need It Most

The SWP provides the original source of water public water agencies need to invest in more local and regional water supply projects.



WATER BANKING



RECYCLED WATER



**GROUNDWATER STORAGE
AND RECHARGE**



**LOCAL SURFACE WATER
STORAGE**

Regional Overview

BAY AREA

North Bay Water Supply: 11%
South Bay Water Supply: 33%
3 Million Residents
3,500 Square Miles Served

SAN JOAQUIN VALLEY

Water Supply: 25-33%
1 Million Residents
750,000 Acres of Farmland
9,500 Square Miles Served

INLAND EMPIRE

Water Supply: 28%
1 Million Residents
700 Square Miles Served

CENTRAL COAST

Water Supply: 47%
620,000 Residents
7,000 Square Miles Served

SOUTHERN CALIFORNIA

Water Supply: 30%
19.5 Million Residents
5,200 Square Miles Served

DESERT

High Desert Water Supply: 30%
Low Desert Water Supply: 15%
1.2 Million Residents
8,500 Square Miles Served

Supporting the Antelope Valley for Nearly 50 Years

The SWP fuels the Antelope Valley's booming aerospace and defense industries and helps replenish the groundwater basins that the entire region depends on.

*The SWP Provides:



515,067 People

over



1,654,800 Acres

with



2,461,089 AF

**Figures represent cumulative data for AVEK, Palmdale & Littlerock from DWR Bulletin 132 -17 (2016 data)*

The SWP Supports:



30,000+ Jobs annually in the aerospace industry*

and



\$3 Billion annually in economic activity from

Edwards Air Force Base and the China Lake Naval Air Weapons Station**

**Greater Antelope Valley Economic Alliance*

***Edwards Air Force Base Economic Impact Analysis, Fiscal Year '14 and 2019 GAVEA Economic Roundtable Report*

Our Members





State Water Contractors

- DWR holds the water rights for SWC and operates the Project
- 29 public water agencies provide water supply from Plumas County to the Mexican border
- DWR administers the contracts for the public's benefit
- SWP contractors pay the capital and O&M costs of the SWP



What Does SWC Do?



Represent the
interests of the
SWP contractors



Fund Research




Participate in
partnerships with
other agencies



SWC Priorities

01. Make the Most of the State Water Project
02. Modernize and Repair State Water Project Infrastructure
03. Invest in Science to Support Decision-Making
04. Stabilize Regulatory Environment (Operations and Energy Costs)



01. Making the Most of the State Water Project: Move and store water when it's wet

- **Contract Extension Amendment**
- **Water Management Tools Amendment**
- **Operational Permit Responsiveness**



02. Modernize and Repair State Water Project Infrastructure

- **Aqueduct Subsidence**
- **Delta Conveyance**

03. Invest in science to support decision-making

- **SWC Science Program**
- **A Commitment to Collaborative Science**
- **Improved Transparency**



04. Stabilize Regulatory Environment

- **Settle Litigation**
- **Implement Voluntary Agreement**
- **Develop Roadmap for Energy Transition**



Questions & Answers



ANTELOPE VALLEY STATE WATER CONTRACTORS**Balance Sheet****For the Three Months Ending 9/30/2020**

	<u>YTD</u>
ASSETS	
Cash - General Fund	\$188,038.70
Restricted - AVRWMG	70,787.06
Accounts Receivable	9,666.00
Prepaid Insurance (Premium Period 10/1 - 9/30)	545.72
Total Assets	<u><u>\$269,037.48</u></u>

LIABILITIES AND FUND BALANCE**LIABILITIES**

Accounts Payable	<u>\$6,672.19</u>
Total Liabilities	<u>6,672.19</u>

FUND BALANCE

Unassigned	<u>262,365.29</u>
Total Fund Balance	<u>262,365.29</u>

Total Liabilities and Fund Balance	<u><u>\$269,037.48</u></u>
---	----------------------------

ANTELOPE VALLEY STATE WATER CONTRACTORS**Profit & Loss Statement****For the Three Months Ending 9/30/2020**

	<u>September</u>	<u>YTD</u>
Revenues:		
Contributions - Member Agency	\$68,000.00	\$68,000.00
Contributions - Member Programs (USGS & CASGEM)		
Contributions - Member Programs (Financial Analysis PSA)		
Contributions - Member Programs (Big Rock Creek)		
Contributions - Member Programs (AV Fair-Conservation Garden)		
Contributions - Non-Member Programs (USGS)		
Contributions - Others (AVRWMG)		
Water Sales - Pilot In-Lieu Banking		453,225.65
Miscellaneous Refund		
Interest Earnings	17.61	77.63
Total Revenue		<u>\$521,303.28</u>
Expenditures:		
General Government		
Bank Fees		
Insurance		
Memberships	3,715.00	3,715.00
Outreach	75.00	194.17
Purchased Water		453,225.65
Miscellaneous		
		<u>457,134.82</u>
Public Resource		
Contract Services - Administration	293.52	4,098.10
Contract Services - USGS & CASGEM		5,458.34
Contract Services - AVRWMG		
Contract Services - IRWMP 2013 Update		
Contract Services - BIG ROCK CREEK	1,461.25	1,461.25
Contract Services - FINANCIAL ANALYSIS		
Contract Services - General Projects		
Contract Services - AV Fair Conservation Garden		
Contract Services - Home Show/WaterSmart Expo		
Contract Services - Other		
		<u>11,017.69</u>
Total Expenditures		<u>\$468,152.51</u>
Change in Net Position		<u>\$53,150.77</u>
Net Position - Beginning of Year		<u>209,214.52</u>
Net Position - End of Year		<u>\$262,365.29</u>

Antelope Valley State Water Contractors Association
Big Rock Creek Project - Budget Accounting
October 5, 2020

Voucher Number	Vendor ID	Document Type	Document Date	Document Number	Purchases Amount	Check Amount
19-011	KEN001	Invoice	10/16/2018	125308	9,288.13	-
19-013	KEN001	Payment	10/18/2018	1070	-	9,288.13
19-017	KEN001	Invoice	11/12/2018	126020	6,442.50	-
19-021	KEN001	Payment	11/20/2018	1078	-	6,442.50
19-025	KEN001	Invoice	01/16/2019	127408	18,625.99	-
19-028	KEN001	Payment	02/19/2019	1085	-	18,625.99
19-036	KEN001	Invoice	04/15/2019	129313	19,103.01	-
19-039	KEN001	Payment	05/15/2019	1095	-	19,103.01
19-040	WML001	Invoice	05/09/2019	54.8992.01F	6,945.55	-
19-043	WML001	Payment	06/10/2019	1099	-	6,945.55
20-016	KEN001	Invoice	10/14/2019	133779	6,816.50	-
20-019	KEN001	Invoice	12/03/2019	134793	881.50	-
20-020	KEN001	Payment	12/11/2019	1120	-	881.50
20-010	KEN001	Payment	12/12/2019	1116	-	6,816.50
20-021	KEN001	Invoice	12/31/2019	132973	4,898.85	-
20-022	KEN001	Invoice	12/31/2019	134544	6,025.32	-
20-023	KEN001	Payment	01/09/2020	1122	-	10,924.17
21-015	KEN001	Invoice	09/21/2020	141616	1,461.25	-
21-013	KEN001	Payment	10/08/2020	1146	-	1,461.25

Approved Budget Amount: 236,951.00

Expenditures to Date: 80,488.60

Remaining Budget: 156,462.40

2018/19 Budget Expenditures: 60,405.18

2019/20 Budget Expenditures: 18,622.17

2020/21 Budget Expenditures: 1,461.25

80,488.60