

Since 1918



PALMDALE WATER DISTRICT

2029 East Avenue Q • Palmdale, California 93550 • Telephone (661) 947-4111
Fax (661) 947-8604

www.palmdalewater.org

Facebook: [palmdalewaterdistrict](https://www.facebook.com/palmdalewaterdistrict)

Twitter: @palmdaleH2O

Board of Directors

ROBERT E. ALVARADO
Division 1

JOE ESTES
Division 2

MARCO HENRIQUEZ
Division 3

KATHY MAC LAREN
Division 4

VINCENT DINO
Division 5

ALESHIRE & WYNDER
LLP
Attorneys

June 2, 2016

Agenda for Regular Meeting of the Board of Directors of the Palmdale Water District to be held at the District's office at 2029 East Avenue Q, Palmdale

Wednesday, June 8, 2016

7:00 p.m.

NOTES: To comply with the Americans with Disabilities Act, to participate in any Board meeting please contact Dawn Deans at 661-947-4111 x1003 at least 48 hours prior to a Board meeting to inform us of your needs and to determine if accommodation is feasible.

Additionally, a Spanish interpreter will be made available to assist the public in making comments during the meeting if requested at least 48 hours before the meeting. This was authorized by Board action on May 11, 2016 as a temporary measure while a long-term policy is developed.

Adicionalmente, un intérprete en español estará disponible para ayudar al público a hacer comentarios durante la reunión, siempre y cuando se solicite con 48 horas de anticipación de la junta directiva. Esto fué autorizado por la mesa directiva en la junta del 11 de mayo del 2016 como una medida temporal mientras se desarrolla una poliza a largo plazo.

Agenda item materials, as well as materials related to agenda items submitted after distribution of the agenda packets, are available for public review at the District's office located at 2029 East Avenue Q, Palmdale (Government Code Section 54957.5). Please call Dawn Deans at 661-947-4111 x1003 for public review of materials.

PUBLIC COMMENT GUIDELINES: The prescribed time limit per speaker is three-minutes. Please refrain from public displays or outbursts such as unsolicited applause, comments, or cheering. Any disruptive activities that substantially interfere with the ability of the District to carry out its meeting will not be permitted and offenders will be requested to leave the meeting. (PWD Rules and Regulations, Appendix DD, Sec. IV.A.)

Each item on the agenda shall be deemed to include any appropriate motion, resolution, or ordinance to take action on any item.

- 1) Pledge of Allegiance.
- 2) Roll Call.
- 3) Adoption of Agenda.
- 4) Public comments for non-agenda items.
- 5) Presentations:



Providing high quality water to our current and future customers at a reasonable cost.




- 5.1) Overview of services provided to Palmdale Water District customers. (Director Dino/Customer Care Supervisor Peuse)
- 6) Action Items - Consent Calendar (The public shall have an opportunity to comment on any action item on the Consent Calendar as the Consent Calendar is considered collectively by the Board of Directors prior to action being taken.)
 - 6.1) Approval of minutes of regular meeting held May 25, 2016.
 - 6.2) Payment of bills for June 8, 2016.
 - 6.3) Approve absence of Director Estes from May 25, 2016 meeting due to illness.
- 7) Action Items - Action Calendar (The public shall have an opportunity to comment on any action item as each item is considered by the Board of Directors prior to action being taken.)
 - 7.1) Status report on Cash Flow Statement and Current Cash Balances as of April, 2016. (Financial Advisor Egan)
 - 7.2) Status report on Financial Statements, Revenue, and Expense and Departmental Budget Reports for April, 2016. (Finance Manager Williams)
 - 7.3) Status report on committed contracts issued and water revenue bond projects. (Assistant General Manager Knudson)
 - 7.4) Consideration and possible action on the outreach plan for the Palmdale Regional Groundwater Recharge and Recovery Project. (Director Henriquez/Assistant General Manager Knudson/Katz & Associates)
 - 7.5) Consideration and possible action on AB1755, The Open and Transparent Water Data Act, and AB2304, An act to add Chapter 7.5 (commencing with Section 485) to Division 1 of the Water Code relating to water. (Director Mac Laren)
 - 7.6) Consideration and possible action on solar lease of vacant District property. (Director Mac Laren)
 - 7.7) Consideration and possible action on clarification of compensable and non-compensable meetings under Appendix V of the District's Rules and Regulations and review of Director Monthly Compensation Forms for period January, 2015 to present. (Director Henriquez/General Manager LaMoreaux)
 - 7.8) Consideration and possible action on authorization of the following conferences, seminars, and training sessions for Board and staff attendance within budget amounts previously approved in the 2016 Budget:
 - a) ESRI GIS User Conference to be held June 27 to July 1, 2016 in San Diego.
- 8) Information Items:
 - 8.1) Reports of Directors:
 - a) Meetings/General Report.
 - b) Standing Committee/Assignment Reports (Chair):
 - 1) Finance Committee.

- 8.2) Report of General Manager.
- 8.3) Report of General Counsel.
- 9) Public comments on closed session agenda matters.
- 10) Break prior to closed session.
- 11) Closed session under:
 - 11.1) Conference with Legal Counsel – Existing Litigation: A closed session will be held, pursuant to Government Code §54956.9 (d)(1), to confer with Special Litigation Counsel regarding pending litigation to which the District is a party. The title of such litigation is as follows: *Antelope Valley Ground Water Cases*.
 - 11.2) Conference with Legal Counsel – Potential Litigation: A closed session will be held, pursuant to Government Code §54956.9 (d)(4), to confer with District General Counsel to consider whether to initiate litigation, one case.
- 12) Public report of any action taken in closed session.
- 13) Board members' requests for future agenda items.
- 14) Adjournment.



DENNIS D. LaMOREAUX,
General Manager

DDL/dd



Palmdale Water District Board Meeting

Agenda Item No. 5.1

Overview of Services Provided To Palmdale Water District Customers

Tara Peuse
Customer Service Supervisor
tpeuse@palmdalewater.org
661-456-1069

Presentation Overview

1. Customer Care, Office
2. Customer Care, Field
3. Treatment Plant
4. Payment Options
5. Community Outreach



Our First Impression: Welcome Packet (English/Spanish) Office

- Water Application for Temporary Service
- Affidavit for Lessee/Tenant Responsibility
- Variance Request for Increased Water Allocation
- Authorization for Tenant's Limited Account Access
- Turn Off Service Request Form
- Special Payment Arrangements
- Non-owner Application
- Application for Meter Exchange
- Emergency Hotline



Movember Posse'



Customer Appreciation Day Was A Hit



Field

- Turn Water On/Off For Repairs
- Isolation Valve Locating Assistance
- Leak Detection
 - House
 - Water Softener
 - Water Heater
 - Irrigation
 - Mainline
- Meter Calibration
- 24-Hours Emergency Staff



Helping Our Customers



Water Treatment Plant

- Water Complaint Form
 - Prepares and distributes our annual Consumer Confidence Report.
 - Provides tours of the laboratory to students (elementary through college), political officials, etc.
 - Participates in off-site customer relations events.
 - Coordinates with customers to collect first-draw samples from their homes and provide those customers with the results of this testing free of charge.
 - Advise inquiring customers contract labs for private well testing.



Water Treatment Plant School Tour



Payment Options We Offer

- PWD Affiliates
 - Pay Near Me (7-Eleven, Family Dollar)
- Electronic Options
 - Palmdalewater.org
 - Autopay (Paperless)
 - One-time Payment
- Phone (Person/Automated)
- In-Office Payment
 - Night Drop/Drop Box
 - JACK



Community Outreach

- AV College Workshops
- Read Across America
- Welcome to AV (for Veterans)
- AV Agriculture Kids Day
- City of Palmdale Clean up Day
- H.O.P.E (Homeless, Outreach)
- Mental Health Fair
- Thursday Night On The Square
- Heritage Festival
- Christmas Parade
- School Presentations, Tours and Contests



- Toys for Tots
- Boys & Girls Club
- Easter Basket Food Drive
- AV Agriculture Kids Day
- Home & Garden Show
- Plant Sale
- Water Expo
- Water Summit



Join us in Celebrating
MOTHER'S DAY

Thurs May 5, 2016
10 a.m. - 2 p.m.

We will be serving tamales, chips, and salsa,
hibiscus tea and coffee.

We will also be handing out flowers to
our wonderful Mothers.

Palmdale Clean-Up Day



Questions?

**IF YOU WERE GIVEN
\$1,000, WHAT WOULD
YOU SPEND IT ON?**

Director Estes was absent from the May 25, 2016 Board Meeting. Agenda Item No. 6.3 has been placed on the Consent Calendar to excuse this absence pursuant to Section 4.07.2 of the District's Rules and Regulations which states, "The Board shall excuse absences by approving such absences pursuant to the Consent Calendar at the next regular Board meeting."

**PALMDALE
WATER DISTRICT
BOARD MEMORANDUM**

DATE:	June 1, 2016	June 8, 2016
TO:	BOARD OF DIRECTORS	Board Meeting
FROM:	Mr. Bob Egan, Financial Advisor	
RE:	<i>AGENDA ITEM NO. 7.1 – STATUS REPORT ON CASH FLOW STATEMENT AND CURRENT CASH BALANCES AS OF APRIL 2016.</i>	

Attached is the Investment Funds Report and current cash balance as of April 30, 2016. The reports will be reviewed in detail at the Board meeting.

PALMDALE WATER DISTRICT
INVESTMENT FUNDS REPORT
April 30, 2016

					<u>April 2016</u>	<u>March 2016</u>
CASH						
1-00-0103-100	Citizens - Checking				338,662.73	255,138.24
1-00-0103-200	Citizens - Refund				439.25	117.13
1-00-0103-300	Citizens - Merchant				34,370.58	136,803.77
				Bank Total	373,472.56	392,059.14
1-00-0110-000	PETTY CASH				300.00	300.00
1-00-0115-000	CASH ON HAND				5,400.00	5,400.00
				TOTAL CASH	379,172.56	397,759.14
INVESTMENTS						
1-00-0135-000	Local Agency Investment Fund			Acct. Total	11,790.36	11,776.77
1-00-0120-000	UBS Money Market Account General (SS 11469)					
	UBS RMA Government Portfolio				2,975,356.71	894,097.41
	UBS Bank USA Dep acct				250,000.00	250,000.00
	Accrued interest				7,099.08	6,864.26
					3,232,455.79	1,150,961.67
US Government Securities						
	CUSIP #	Issuer	Maturity Date	Rate	PAR	Market Value
	912828SJ0	US Treasury Note	02/28/2017	0.87	1,000,000	1,002,270.00
					1,000,000	1,002,150.00
Certificates of Deposit						
		Issuer	Maturity Date	Rate	Face Value	
	1	Safra National Bank	08/16/2016	0.60	240,000	240,062.40
	2	First Bank PR	11/07/2016	0.80	240,000	240,208.80
	3	Compass Bank	02/07/2017	0.95	240,000	240,369.60
	4	GE Cap Retail Bank	04/27/2017	1.84	200,000	201,542.00
	5	Discover Bank	05/02/2017	1.73	240,000	242,136.00
	6	Merrick Bank	06/12/2017	1.00	100,000	100,299.00
	7	Level One Bank	06/19/2017	0.65	101,000	101,185.84
	8	GE Cap Retail Bank	06/22/2017	1.78	200,000	202,232.00
	9	Capitol One Bank	08/14/2017	1.20	240,000	240,984.00
	10	Triumph Bank	09/26/2017	0.80	200,000	200,488.00
	11	MB Finl Bank	10/26/2017	0.85	200,000	199,716.00
					2,201,000	2,209,223.64
					Acct. Total	6,443,949.43
1-00-1110-000	UBS Money Market Account Capital (SS 11475)					
	UBS Bank USA Dep acct				7.56	7.56
	UBS RMA Government Portfolio				-	-
				Acct. Total	7.56	7.56
1-00-0125-000	UBS Access Account General (SS 11432)					
	UBS Bank USA Dep acct				224,043.84	220,069.27
	UBS RMA Government Portfolio				-	-
	Accrued interest				16,762.68	15,051.53
					240,806.52	235,120.80
US Government Securities						
	CUSIP #	Issuer	Maturity Date	Rate	PAR	Market Value
	3133EDMN9	FFCB Bond	06/02/2016	0.37	1,000,000	1,000,070.00
	912828KD1	US Treasury Note	02/15/2019	2.61	1,500,000	1,577,460.00
	912828P53	US Treasury Note	02/15/2019	0.75	1,000,000	996,060.00
					3,500,000	3,573,590.00
Certificates of Deposit						
		Issuer	Maturity Date	Rate	Face Value	
	1	Goldman Sachs Bk	11/07/2016	1.00	240,000	240,511.20
	2	CIT Bank	11/06/2017	1.60	240,000	240,254.40
	3	BMW Bank	11/15/2018	1.96	240,000	244,384.80
	4	American Express	04/29/2019	1.44	240,000	241,972.80
	5	Synchrony Bank	04/14/2020	1.83	240,000	243,736.80
					1,200,000	1,210,860.00
					Acct. Total	5,025,256.52
				Total Managed Accounts	11,481,003.87	9,397,202.93
1-00-1121-000	UBS Rate Stabilization Fund (SS 24016) - District Restricted					
	UBS Bank USA Dep acct				250,000.00	250,000.00
	UBS RMA Government Portfolio				230,278.05	230,269.68
				Acct. Total	480,278.05	480,269.68
				GRAND TOTAL CASH AND INVESTMENTS	12,340,454.48	10,275,231.75
				Increase (Decrease) in Funds	2,065,222.73	
1-00-1130-000	2013A Bonds - Project Funds (BNY Mellon)					
	Construction Funds				671,280.91	678,502.15

PALMDALE WATER DISTRICT

2016 Cash Flow Report (Based on Jan. 19, 2016 Approved Budget)

2016 Cash Flow Report (Based on Jan. 19, 2016 Approved Budget)														Budget 2017 Carryover Information	
	January	February	March	April	May	June	July	August	September	October	November	December	YTD		
Total Cash Beginning Balance (BUDGET)	12,253,595	11,996,708	12,070,140	9,443,313	11,240,278	11,923,901	11,779,269	10,981,346	11,574,708	9,220,541	9,395,698	9,267,781		(582,380)	
Total Cash Beginning Balance	12,253,595	12,534,672	12,719,333	10,275,232	12,340,454	12,941,311	12,882,221	12,252,811	12,336,185	9,972,031	9,715,868	9,554,261			
Budgeted Water Receipts	1,541,128	1,523,788	1,575,809	1,590,982	1,790,396	1,946,460	2,165,382	2,202,231	2,030,994	1,946,460	1,688,521	1,673,349	21,675,500		
Water Receipts	1,836,145	1,903,857	1,602,349	1,518,640	1,790,396	1,946,460	2,165,382	2,202,231	2,030,994	1,946,460	1,688,521	1,673,349	22,304,784		
DWR Refund (Operational Related)				1,718	28								1,746		
Other													-		
Total Operating Revenue (BUDGET)													-		
Total Operating Revenue (ACTUAL)	1,836,145	1,903,857	1,602,349	1,520,358	1,790,424	1,946,460	2,165,382	2,202,231	2,030,994	1,946,460	1,688,521	1,673,349	22,306,531		
Total Operating Expenses excl GAC (BUDGET)	(1,237,486)	(1,217,967)	(1,591,629)	(1,550,533)	(1,568,100)	(1,439,060)	(1,770,025)	(1,614,651)	(1,795,266)	(1,449,785)	(1,434,170)	(1,550,028)	(18,218,700)		
GAC (BUDGET)	(362,730)		(190,000)			(190,000)			(190,000)		(190,000)		(1,122,730)		
Operating Expenses excl GAC (ACTUAL)	(1,356,117)	(1,347,953)	(1,961,054)	(1,361,831)	(1,568,100)	(1,439,060)	(1,770,025)	(1,614,651)	(1,795,266)	(1,449,785)	(1,434,170)	(1,550,028)	(18,648,040)		
GAC	(62,730)	(183,290)	(275,135)					(190,000)			(190,000)		(901,154)		
Prepaid Insurance (paid)/refunded													-		
Total Operating Expense (ACTUAL)	(1,418,847)	(1,531,243)	(2,236,189)	(1,361,831)	(1,568,100)	(1,439,060)	(1,770,025)	(1,804,651)	(1,795,266)	(1,449,785)	(1,624,170)	(1,550,028)	(19,549,195)		
Non-Operating Revenue Expenses:															
Assessments, net (BUDGET)	664,439	253,955	14,289	2,027,090	739,781	11,042	75,342	127,302	-	-	129,251	2,452,512	6,495,000		
Actual/Projected Assessments, net	684,181	313,172	15,308	2,078,805	818,666	11,042	75,342	127,302	-	-	129,251	2,452,512	6,705,580		
RDA Pass-through (Successor Agency)						223,926							223,926		
Interest	3,168	4,991	9,069	8,540	2,915	2,915	2,915	2,915	2,915	2,915	2,915	2,935	49,108		
Market Adjustment	7,983	(12,780)	7,384	(3,392)									(806)		
Grant Re-imbursement						308,000						177,000	485,000		
Capital Improvement Fees								25,000				25,000	50,000		
DWR Refund (Capital Related)				98,537	37,228				50,000			50,000	235,765		
Other	3,415	26	590	(202)	8,330	8,330	8,330	8,330	8,330	8,330	8,330	8,370	70,509		
Total Non-Operating Revenues (BUDGET)													-		
Total Non-Operating Revenues (ACTUAL)	698,746	305,408	32,351	2,182,288	867,139	554,212	86,587	163,547	61,245	11,245	140,496	2,715,817	7,819,082		
Non-Operating Expenses:															
Budgeted Capital Expenditures	(514,999)	(306,567)	(287,878)	(40,796)	(48,676)	(26,296)	(91,743)	(91,743)	(91,743)	(91,743)	(91,744)	(918,263)	(2,602,191)		
Actual/Projected Capital Expenditures	(93,505)	(302,341)	(24,615)	(62,302)	(297,150)	(279,246)	(372,796)	(286,296)	(341,296)	(225,000)	(175,000)	-	(2,459,548)		
Uncommitted Capital Expenditures													-		
WRB Capital Expenditures										(347,629)			(347,629)		
SWP Capitalized	(717,495)	(170,388)	(196,069)	(170,390)	(170,390)	(170,390)	(717,492)	(170,390)	(201,804)	(170,388)	(170,388)	(170,388)	(3,195,972)		
Butte County Water Transfer						(650,000)						(650,000)	(1,300,000)		
Bond Payments - Interest			(1,084,814)							(1,076,522)			(2,161,336)		
Principal			(537,114)							(1,020,439)			(1,557,553)		
Capital leases - Go West (2012 Lease)	(17,296)	(17,296)	-	(35,624)	(17,296)	(17,296)	(17,296)	(17,296)	(17,296)	(17,296)	(17,296)	(17,296)	(208,585)		
Capital leases - GE Capital (Printer Lease)	(6,672)	(3,336)	-	(7,277)	(3,770)	(3,770)	(3,770)	(3,770)	(3,770)	(3,770)	(3,770)	(3,770)	(47,446)		
Total Non-Operating Expenses (ACTUAL)	(834,969)	(493,362)	(1,842,612)	(275,592)	(488,607)	(1,120,702)	(1,111,354)	(477,752)	(2,661,127)	(764,083)	(366,454)	(841,454)	(11,278,069)		
Total Cash Ending Balance (BUDGET)	11,996,708	12,070,140	9,443,313	11,240,278	11,923,901	11,779,269	10,981,346	11,574,708	9,220,541	9,395,698	9,267,781	10,300,285			
Total Cash Ending Balance (ACTUAL)	12,534,672	12,719,333	10,275,232	12,340,454	12,941,311	12,882,221	12,252,811	12,336,185	9,972,031	9,715,868	9,554,261	11,551,944			
											Budget	10,300,285			
											Difference	1,251,659			
Indicates actual expenditures/revenues:															
Indicates anticipated expenditures/revenues:															

PALMDALE WATER DISTRICT BOARD MEMORANDUM

DATE: June 1, 2016 **June 8, 2016**
TO: BOARD OF DIRECTORS **Board Meeting**
FROM: Michael Williams, Finance Manager/CFO
VIA: Mr. Dennis LaMoreaux, General Manager
RE: ***AGENDA ITEM 7.2 – STATUS REPORT ON FINANCIAL STATEMENTS, REVENUE, AND EXPENSE AND DEPARTMENTAL BUDGET REPORTS FOR APRIL, 2016***

Discussion:

Presented here are Balance Sheet and Profit/Loss Statement for the period ending April 30, 2016. Also included are Year-To-Year Comparisons and Month-To-Month Comparisons for both revenue and expense. Finally, I have provided individual departmental budget reports for the month of April, 2016.

This is the fourth month of the District's Budget Year 2016. The target percentage is 33%. Revenues ideally are at or above, and expenditures ideally are below.

Balance Sheet:

- Page 1 is our balance sheet on April 30, 2016.
- The significant change is in the investments. There is an increase of approximately \$2M. This is due primarily to the assessment payment received.

Profit/Loss Statement:

- Page 3 is our profit/loss statement on April 30, 2016.
- Operating revenue is at 29% of budget, a relatively good position at this time of year.
- Cash operating expense is at 32.5% of budget. This too is a relatively good position, just at our target percentage.
- Net operating profit for the month of March was \$333K. Net operating loss year-to-date is at \$394K.
- A couple departments are tracking higher, and I will cover those later in report.
- Page 3-1 is a listing of other revenues, and it includes year-to-date totals.
- Page 6 is showing the distribution of operating expense between labor and operations. Labor costs are currently at 50% of total expenses with salaries making up 34% of that.

Year-To-Year Comparison P&L:

- Page 7 is our comparison of April, 2015 to April, 2016.
- Total operating revenue is down \$68K, or 4%.
- Operating expenditures are up \$341K, or 34%.
- Page 7-1 is our comparison of April, 2014 to April, 2016.
- Total operating revenue is down \$32K, or 2%.
- Total operating expenses were down \$496K, or 27%, due primarily to reduced plant expenditures.

- Page 8 and 8-1 is a graphic presentation of the water consumption comparison for 2015 and 2014, respectively. Units billed in acre feet for 2015 comparison were down by 123, or 10%. Total revenue per unit sold is up \$0.23, or 7%, total revenue per connection is down \$1.48 or 2.5%, and units billed per connection is down 2.09, or 10.5%.
- Units billed in acre feet for 2014 comparison were down by 149, or 12%. Total revenue per unit sold is up \$0.36, or 11%, total revenue per connection is down \$2.94, or 5%, and units billed per connection is down 2.55, or 12.5%.

Revenue Analysis Year-To-Date:

- Page 9 is our comparison of revenue, year-to-date.
- Operating revenue through April, 2016 is down \$147K, or 2.3%.
- Retail water revenue from all areas are down by \$134K from last year. That's shown by the combined green highlighted area.
- Retail water sales including the drought surcharge, but excluding meter fees, is down \$137K.
- Total revenue is down \$162K.
- Operating revenue is at 29% of budget, last year was at 27.5% of budget. However, our 2016 revenue budget is \$1.5MM less than 2015.

Expense Analysis Year-To-Date:

- Page 11 is our comparison of expense, year-to-date.
- Cash Operating Expenses through April, 2016 are down \$425K, or 6%, compared to 2015 due primarily to reduced plant expenditures and water purchases.
- Total Expenses are down \$199K, or 2%.

Departments:

- Pages 14 through 24 are detailed individual departmental budgets for your review.
- Page 14 is Directors Budget. Here you see the cost for all Directors attending the ACWA Conference.
- Page 21 is Water Conservation. Here you can see the cost for public relations Landscape Workshop were over budget as well as some other public relations activity.
- As a follow up report on the telephone switches under Finance Department, it was determined that there are at least 4 lines that can be removed with possible four more that are still being investigated.

Non-Cash Definitions:

Depreciation: This is the spreading of the total expense of a capital asset over the expected life of that asset.

OPEB Accrual Expense: Other Post Employment Benefits (OPEB) is the recognized annual required contribution to the benefit. The amount is actuarially determined in accordance with the parameters of GASB 45. The amount represents a level of funding that, if paid on an ongoing basis, is projected to cover normal cost each year.

Bad Debt: The uncollectible accounts receivable that has been written off.

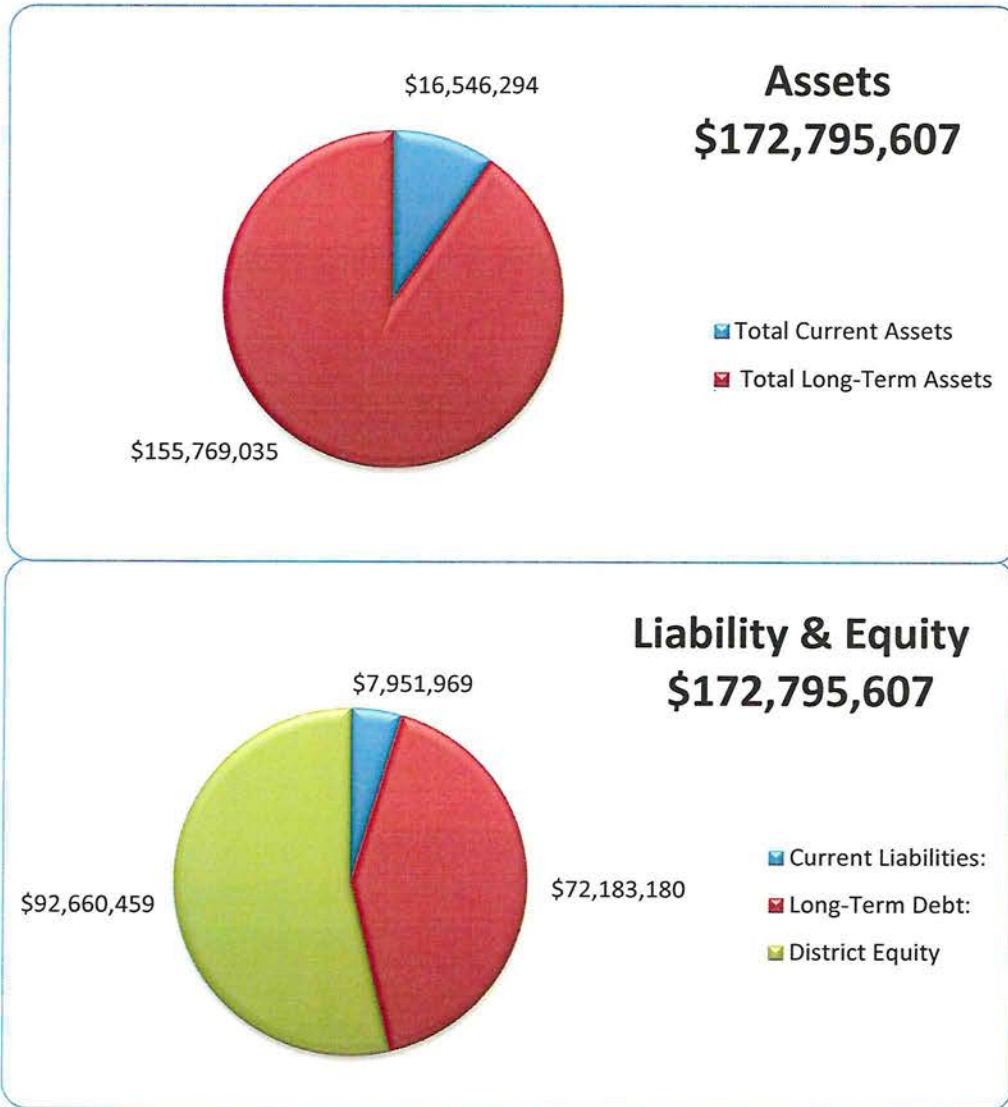
Service Cost Construction: The value of material, parts & supplies from inventory used to construct, repair and maintain our asset infrastructure.

Capitalized Construction: The value of our labor force used to construct our asset infrastructure.

Palmdale Water District
Balance Sheet Report
For the Four Months Ending 4/30/2016

	<u>April 2016</u>	<u>March 2016</u>
ASSETS		
Current Assets:		
Cash and Cash Equivalents	\$ 379,173	\$ 397,759
Investments	↑ 11,481,004	↓ 9,397,203
2013A Bonds - Project Funds	671,281	678,502
	<u>\$ 12,531,457</u>	<u>\$ 10,473,464</u>
Receivables:		
Accounts Receivables - Water Sales	\$ 1,542,377	\$ 1,311,029
Accounts Receivables - Miscellaneous	27,864	34,904
Allowance for Uncollected Accounts	(196,113)	(196,113)
	<u>\$ 1,374,129</u>	<u>\$ 1,149,820</u>
Assessments Receivables	\$ 1,766,874	\$ 3,845,679
Meters, Materials and Supplies	722,462	750,285
Prepaid Expenses	151,372	176,143
Total Current Assets	\$ 16,546,294	\$ 16,395,392
Long-Term Assets:		
Property, Plant, and Equipment, net	\$ 111,468,852	\$ 111,827,232
Participation Rights in State Water Project, net	43,146,233	43,172,741
Investment in PRWA	229,923	213,130
2013A Bonds - Insurance & Surety Bond	219,225	219,892
CalPERS Contributions	704,801	704,801
	<u>\$ 155,769,035</u>	<u>\$ 156,137,795</u>
Restricted Cash:		
Rate Stabilization Fund	480,278	480,270
Total Long-Term Assets & Restricted Cash	\$ 156,249,313	\$ 156,618,065
Total Assets	\$ 172,795,607	\$ 173,013,457
LIABILITIES AND DISTRICT EQUITY		
Current Liabilities:		
Current Interest Installment of Long-term Debt	\$ 179,454	\$ 33
Current Principal Installment of Long-term Debt	1,159,324	1,204,898
Accounts Payable and Accrued Expenses	5,429,857	5,230,492
Deferred Assessments	1,183,333	1,775,000
Total Current Liabilities	\$ 7,951,969	\$ 8,210,423
Long-Term Debt:		
Pension-Related Debt	\$ 9,177,550	\$ 9,177,550
OPEB Liability	11,953,558	11,774,012
2013A Water Revenue Bonds	42,950,463	42,952,713
2012 - Certificates of Participation	8,054,323	8,047,526
2011 - Capital Lease Payable	47,286	16,954
Total Long-Term Liabilities	\$ 72,183,180	\$ 71,968,756
Total Liabilities	\$ 80,135,149	\$ 80,179,179
District Equity		
Revenue from Operations	\$ (1,994,938)	\$ (1,804,326)
Retained Earnings	94,655,397	94,638,604
Total Liabilities and District Equity	\$ 172,795,607	\$ 173,013,457

BALANCE SHEET AS OF APRIL 30, 2016



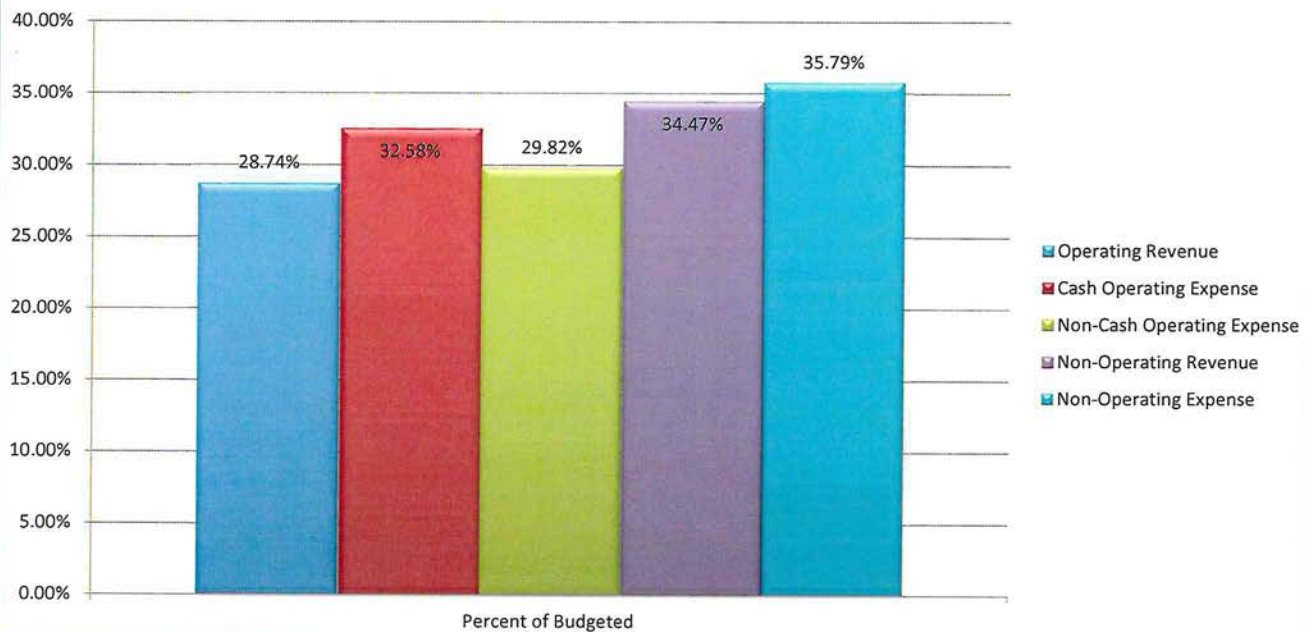
Palmdale Water District
Consolidated Profit and Loss Statement
For the Four Months Ending 4/30/2016

	Thru March	April	Year-to-Date	Adjustments	Adjusted Budget	% of Budget
Operating Revenue:						
Wholesale Water	\$ 24,409	\$ -	\$ 24,409		\$ 160,000	15.26%
Water Sales	1,022,489	441,908	1,464,397		7,242,000	20.22%
Meter Fees	3,041,936	1,012,154	4,054,090		12,079,000	33.56%
Water Quality Fees	135,858	61,511	197,368		934,500	21.12%
Elevation Fees	49,037	23,613	72,650		400,000	18.16%
Other (Page 3-1)	180,391	65,139	245,530		860,000	28.55%
Drought Surcharge	105,976	64,320	170,296		-	
Total Operating Revenue	\$ 4,560,096	\$ 1,668,645	\$ 6,228,741	\$ -	\$ 21,675,500	28.74%
Cash Operating Expenses:						
Directors	\$ 37,635	\$ 16,185	\$ 53,820		\$ 145,750	36.93%
Administration-Services	372,949	108,032	480,981		1,588,750	30.27%
Administration-District	405,320	75,296	480,616		1,612,750	29.80%
Engineering	297,884	87,085	384,969		1,279,250	30.09%
Facilities	1,770,566	456,639	2,227,205		6,513,750	34.19%
Operations	524,086	248,905	772,990		2,449,250	31.56%
Finance	307,297	91,253	398,549		1,168,250	34.12%
Water Conservation	70,761	18,933	89,693		239,250	37.49%
Human Resources	112,325	33,018	145,343		420,350	34.58%
Information Technology	187,791	44,729	232,519		867,750	26.80%
Customer Care	348,519	98,635	447,153		1,386,750	32.24%
Source of Supply-Purchased Water	223,821	10,058	233,879		1,725,000	13.56%
Plant Expenditures	108,077	46,090	154,167		-	
GAC Filter Media Replacement	521,064	-	521,064		934,500	55.76%
Total Cash Operating Expenses	\$ 5,288,095	\$ 1,334,856	\$ 6,622,951	\$ -	\$ 20,331,350	32.58%
Net Cash Operating Profit/(Loss)	\$ (727,999)	\$ 333,789	\$ (394,210)	\$ -	\$ 1,344,150	-29.33%
Non-Cash Operating Expenses:						
Depreciation	\$ 1,465,287	\$ 483,686	\$ 1,948,973		\$ 7,200,000	27.07%
OPEB Accrual Expense	587,581	195,860	783,441		2,250,000	34.82%
Bad Debts	22,144	4,838	26,982		50,000	53.96%
Service Costs Construction	22,586	1,881	24,467		125,000	19.57%
Capitalized Construction	(212,175)	-	(212,175)		(1,000,000)	21.22%
Total Non-Cash Operating Expenses	\$ 1,885,422	\$ 686,266	\$ 2,571,688	\$ -	\$ 8,625,000	29.82%
Net Operating Profit/(Loss)	\$ (2,613,420)	\$ (352,477)	\$ (2,965,897)	\$ -	\$ (7,280,850)	40.74%
Non-Operating Revenues:						
Assessments (Debt Service)	\$ 1,340,125	\$ 446,708	\$ 1,786,833		\$ 4,670,000	38.26%
Assessments (1%)	434,875	144,958	579,833		2,025,000	28.63%
DWR Fixed Charge Recovery	-	98,537	98,537		200,000	49.27%
Interest	19,814	5,148	24,962		35,000	71.32%
Capital Improvement Fees	-	-	-		50,000	0.00%
Grants - State and Federal	-	-	-		485,000	0.00%
Other	124,741	(202)	124,539		120,000	103.78%
Total Non-Operating Revenues	\$ 1,919,555	\$ 695,150	\$ 2,614,704	\$ -	\$ 7,585,000	34.47%
Non-Operating Expenses:						
Interest on Long-Term Debt	\$ 559,468	\$ 186,292	\$ 745,760		\$ 2,228,000	33.47%
Amortization of SWP	590,685	196,897	787,582		2,238,000	35.19%
Change in Investments in PRWA	3,503	100,291	103,794		-	
Water Conservation Programs	2,809	3,800	6,609		126,500	5.22%
Total Non-Operating Expenses	\$ 1,156,465	\$ 487,280	\$ 1,643,745	\$ -	\$ 4,592,500	35.79%
Net Earnings	\$ (1,850,331)	\$ (144,607)	\$ (1,994,938)	\$ -	\$ (4,288,350)	46.52%

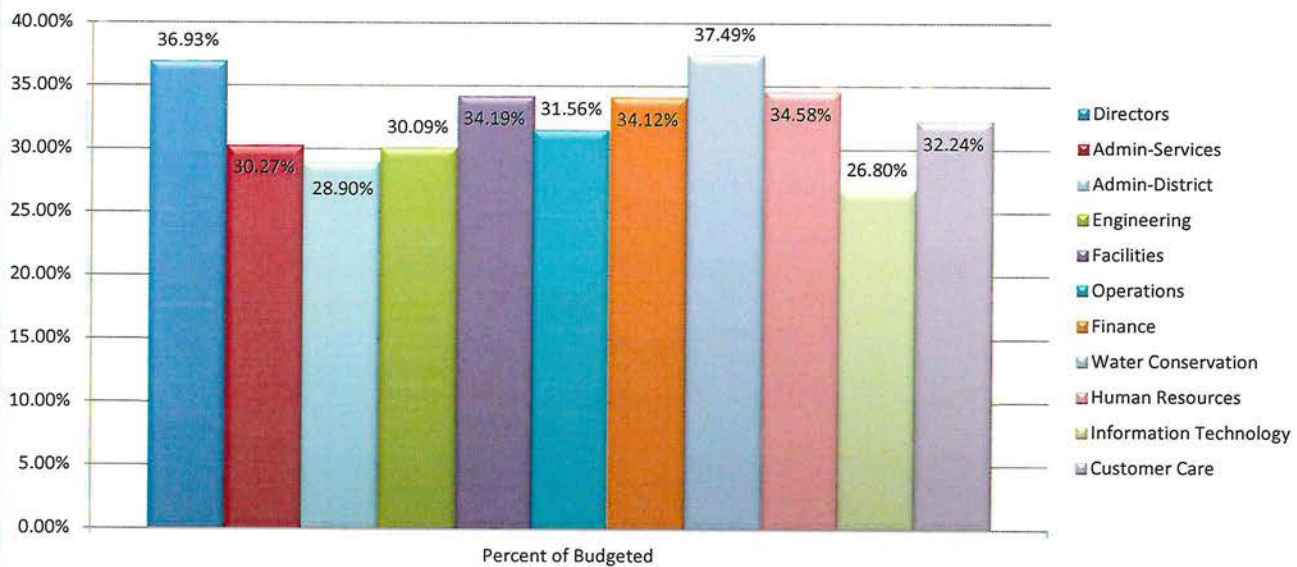
OTHER OPERATING REVENUE

	Current	YTD
Account Setup Charge(\$25)	\$3,275.00	\$12,560.00
Account Setup Charge/CC (\$35)	\$0.00	\$1,085.00
5/8" Meter W/Itron Assembly(\$212)	(\$212.00)	(\$212.00)
After Hours Service Call	\$95.00	\$365.00
Credit Check(\$10)	(\$10.00)	\$690.00
Grind Down Angle Stop (\$230)	(\$230.00)	(\$230.00)
Lock Broken or Missing(\$15)	\$60.00	\$300.00
Miscellaneous Charge	\$3.70	\$931.70
Non-Compliance Fee Backflow(\$50)	\$0.00	\$350.00
Pulled Meter Service Charge(\$60)	\$0.00	\$360.00
Rejected Payment Notification	\$60.00	\$1,040.00
Repair Angle Stop(\$440.00)	\$440.00	\$2,200.00
Shut-Off Charge(\$30)	\$6,030.00	\$26,070.00
Shut-Off Notice Fee (\$5)	\$5,830.00	\$30,460.00
Standard Trip Charge(\$15)	\$105.00	\$810.00
Waste Water 1st Notice(\$50.00)	\$1,850.00	\$3,250.00
Waste Water 2nd Notice (\$250.00)	\$250.00	\$0.00
Late Fees	\$27,314.89	\$122,679.02
NSF Fee	\$150.00	\$1,250.00

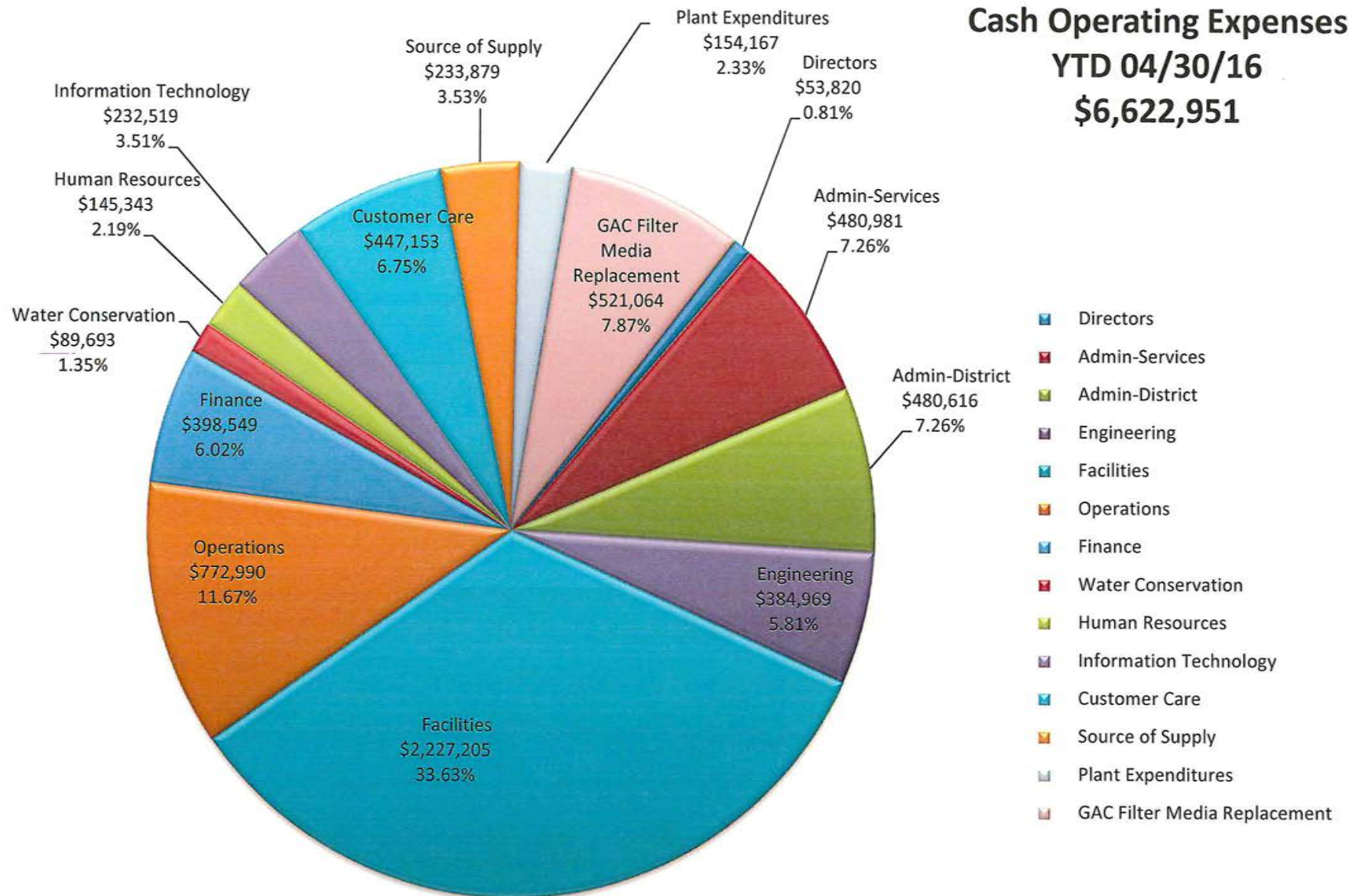
P & L BUDGET vs. ACTUAL



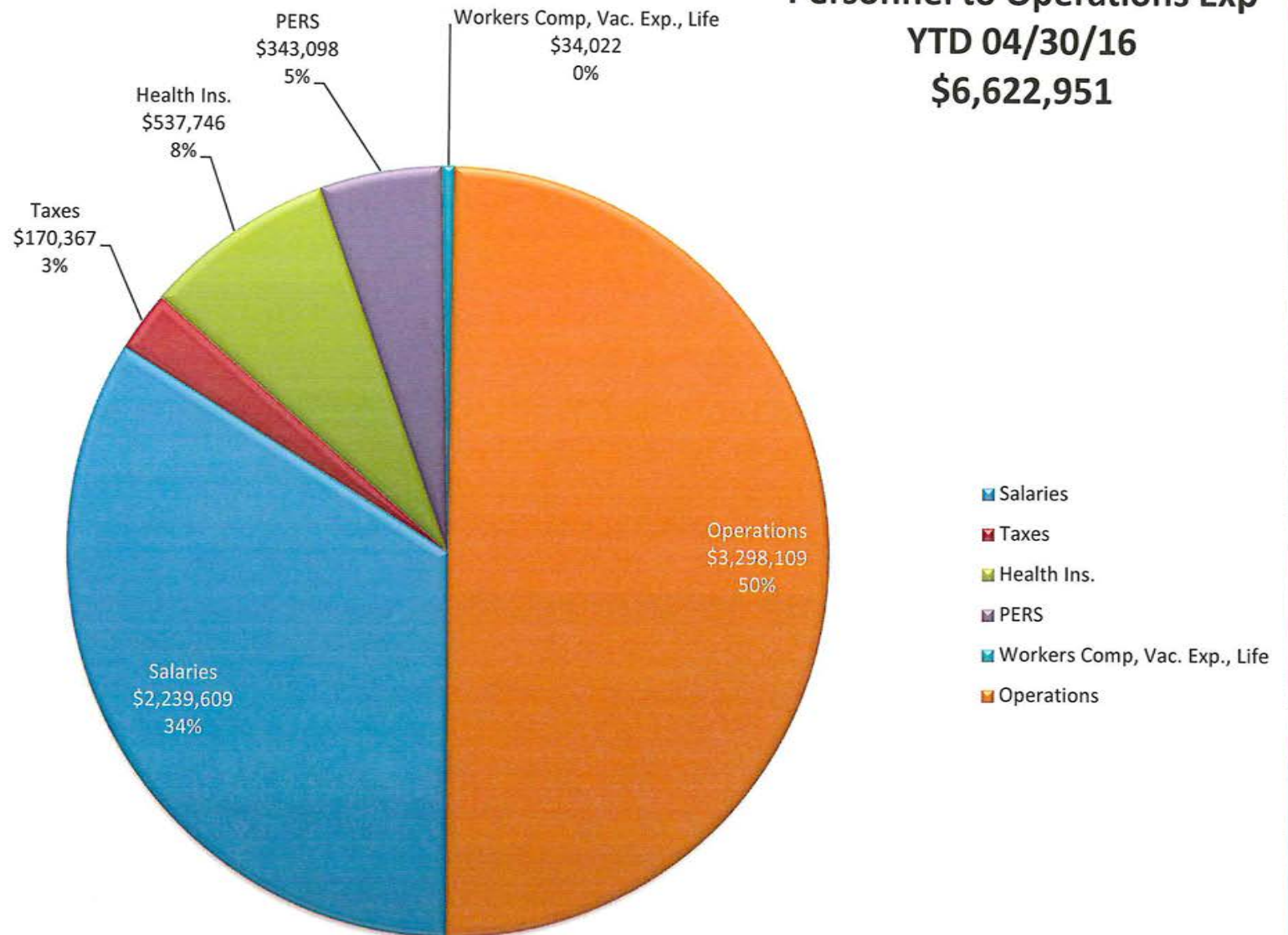
DEPARTMENTAL - BUDGET vs. ACTUAL



Cash Operating Expenses **YTD 04/30/16** **\$6,622,951**



Personnel to Operations Exp
YTD 04/30/16
\$6,622,951



**Palmdale Water District
Profit and Loss Statement
Year-To-Year Comparison - April**

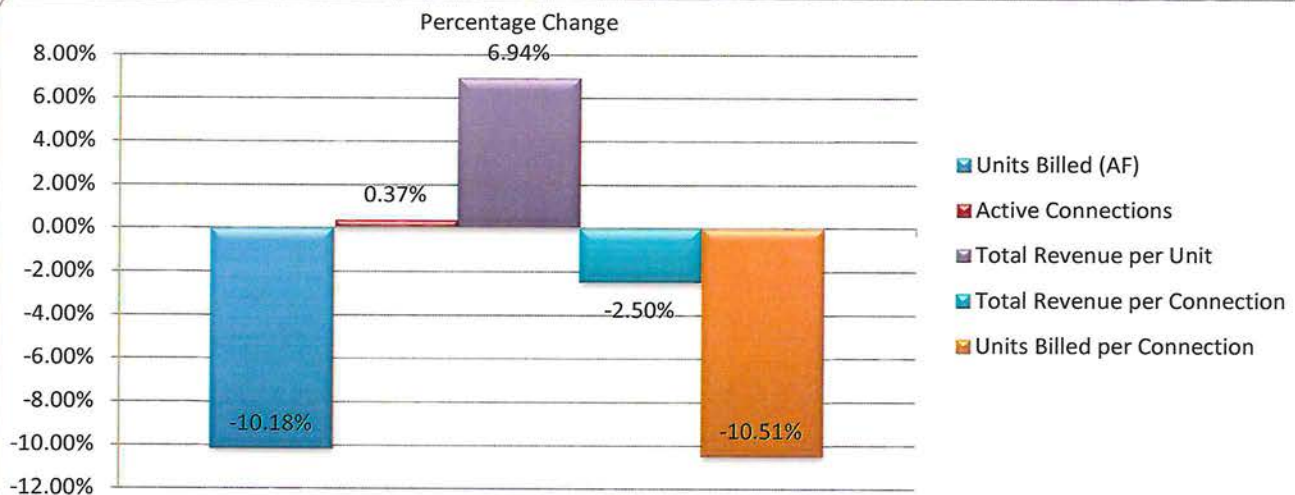
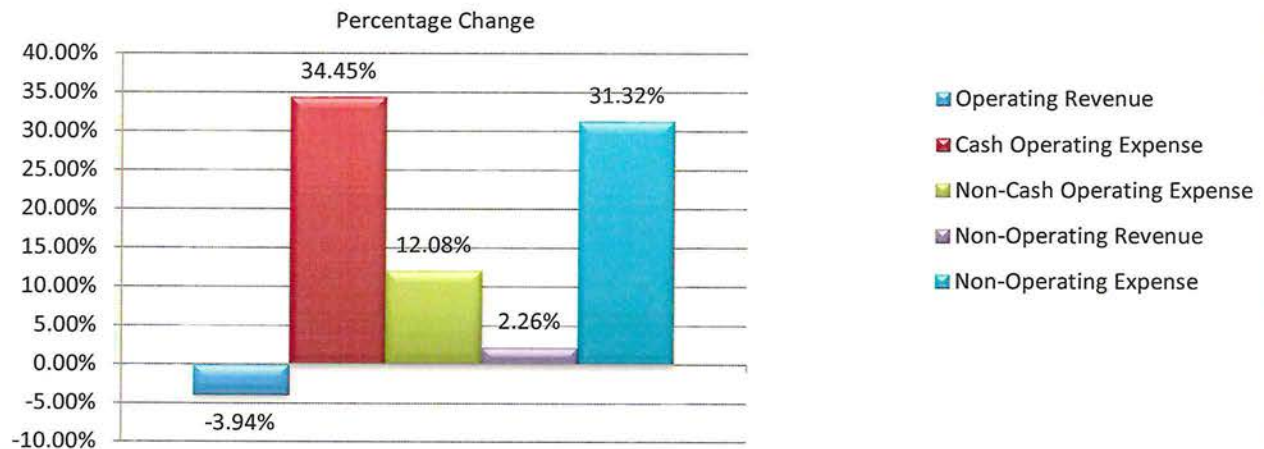
	2015 April	2016 April	Change	% Change	Consumption Comparison		
					Units Billed	2015	2016
Operating Revenue:						526,778	473,159
Wholesale Water	\$ -	\$ -	\$ -		Active	26,482	26,580
Water Sales	498,255	441,908	(56,347)	-11.31%	Vacant	895	824
Meter Fees	969,957	1,012,154	42,197	4.35%			
Water Quality Fees	73,609	61,511	(12,099)	-16.44%	Rev/unit	\$ 3.30	\$ 3.53
Elevation Fees	30,976	23,613	(7,363)	-23.77%	Rev/con	\$ 59.39	\$ 57.91
Other	164,378	65,139	(99,239)	-60.37%	Unit/con	19.89	17.80
Drought Surcharge	-	64,320	64,320				
Total Operating Revenue	\$ 1,737,176	\$ 1,668,645	\$ (68,531)	-3.94%			
Cash Operating Expenses:							
Directors	\$ 12,737	\$ 16,185	\$ 3,448	27.07%			
Administration-Services	188,312	108,032	(80,280)	-42.63%			
Administration-District	-	75,296	75,296				
Engineering	91,975	87,085	(4,890)	-5.32%			
Facilities	258,868	456,639	197,771	76.40%			
Operations	140,717	248,905	108,188	76.88%			
Finance	76,750	91,253	14,502	18.90%			
Water Conservation	19,716	18,933	(783)	-3.97%			
Human Resources	19,363	33,018	13,655	70.52%			
Information Technology	43,147	44,729	1,582	3.67%			
Customer Care	107,972	98,635	(9,337)	-8.65%			
Source of Supply-Purchased Water	(26,005)	10,058	36,063	-138.68%			
Plant Expenditures	59,313	46,090	(13,222)	-22.29%			
GAC Filter Media Replacement	-	-	-				
Total Cash Operating Expenses	\$ 992,864	\$ 1,334,856	\$ 341,992	34.45%			
Non-Cash Operating Expenses:							
Depreciation	\$ 536,292	\$ 483,686	\$ (52,605)	-9.81%			
OPEB Accrual Expense	183,580	195,860	12,280	6.69%			
Bad Debts	278	4,838	4,561	1642.20%			
Service Costs Construction	14,939	1,881	(13,058)	-87.41%			
Capitalized Construction	(122,794)	-	122,794	-100.00%			
Total Non-Cash Operating Expenses	\$ 612,294	\$ 686,266	\$ 73,972	12.08%			
Net Operating Profit/(Loss)	\$ 132,018	\$ (352,477)	\$ (484,495)	-366.99%			
Non-Operating Revenues:							
Assessments (Debt Service)	\$ 446,500	\$ 446,708	\$ 208	0.05%			
Assessments (1%)	141,000	144,958	3,958	2.81%			
DWR Fixed Charge Recovery	65,731	98,537	32,806				
Interest	4,556	5,148	592	12.99%			
Capital Improvement Fees	17,754	-	(17,754)	-100.00%			
Other	4,259	(202)	(4,460)	-104.74%			
Total Non-Operating Revenues	\$ 679,800	\$ 695,150	\$ 15,350	2.26%			
Non-Operating Expenses:							
Interest on Long-Term Debt	\$ 189,396	\$ 186,292	\$ (3,104)	-1.64%			
Amortization of SWP	172,877	196,897	24,020	13.89%			
Change in Investments in PRWA	-	100,291	100,291				
Water Conservation Programs	8,781	3,800	(4,981)	-56.72%			
Total Non-Operating Expenses	\$ 371,054	\$ 487,280	\$ 116,226	31.32%			
Net Earnings	\$ 440,764	\$ (144,607)	\$ (585,371)	-132.81%			

Palmdale Water District
Profit and Loss Statement
Year-To-Year Comparison-2 Years - April

	2014 April	2016 April	Change	% Change		Consumption Comparison	
					Units Billed	2014	2016
Operating Revenue:						537,864	473,159
Wholesale Water	\$ 115	\$ -	\$ (115)	-100.00%	Active	26,425	26,580
Water Sales	522,483	441,908	(80,575)	-15.42%	Vacant	931	824
Meter Fees	945,778	1,012,154	66,376	7.02%			
Water Quality Fees	107,423	61,511	(45,912)	-42.74%			
Elevation Fees	32,103	23,613	(8,490)	-26.45%	Rev/unit	\$ 3.16	\$ 3.53
Other	93,537	65,139	(28,397)	-30.36%	Rev/con	\$ 60.85	\$ 57.91
Drought Surcharge	-	64,320	64,320		Unit/con	20.35	17.80
Total Operating Revenue	\$ 1,701,439	\$ 1,668,645	\$ (32,794)	-1.93%			
Cash Operating Expenses:							
Directors	\$ 11,041	\$ 16,185	\$ 5,144	46.59%			
Administration-Services	203,171	108,032	(95,139)	-46.83%			
Administration-District	-	75,296	75,296				
Engineering	78,226	87,085	8,858	11.32%			
Facilities	287,316	456,639	169,323	58.93%			
Operations	547,574	248,905	(298,670)	-54.54%			
Finance	250,560	91,253	(159,308)	-63.58%			
Water Conservation	13,959	18,933	4,974	35.63%			
Human Resources	21,326	33,018	11,692	54.83%			
Information Technology	54,085	44,729	(9,356)	-17.30%			
Customer Care	-	98,635	98,635				
Source of Supply-Purchased Water	26,821	10,058	(16,763)	-62.50%			
Plant Expenditures	390,361	46,090	(344,271)	-88.19%			
GAC Filter Media Replacement	(52,859)	-	52,859	-100.00%			
Total Cash Operating Expenses	\$ 1,831,582	\$ 1,334,856	\$ (496,726)	-27.12%			
Non-Cash Operating Expenses:							
Depreciation	\$ 552,378	\$ 483,686	\$ (68,692)	-12.44%			
OPEB Accrual Expense	166,875	195,860	28,985	17.37%			
Bad Debts	5,904	4,838	(1,066)	-18.05%			
Service Costs Construction	23,706	1,881	(21,825)	-92.06%			
Capitalized Construction	(35,732)	-	35,732	-100.00%			
Total Non-Cash Operating Expenses	\$ 713,131	\$ 686,266	\$ (26,865)	-3.77%			
Net Operating Profit/(Loss)	\$ (843,275)	\$ (352,477)	\$ 490,798	-58.20%			
Non-Operating Revenues:							
Assessments (Debt Service)	\$ 1,544,425	\$ 446,708	\$ (1,097,717)	-71.08%			
Assessments (1%)	413,942	144,958	(268,984)	-64.98%			
DWR Fixed Charge Recovery	-	98,537	98,537				
Interest	10,139	5,148	(4,991)	-49.23%			
Capital Improvement Fees	-	-	-				
Other	10,677	(202)	(10,879)	-101.89%			
Total Non-Operating Revenues	\$ 1,979,183	\$ 695,150	\$ (1,284,034)	-64.88%			
Non-Operating Expenses:							
Interest on Long-Term Debt	\$ 191,596	\$ 186,292	\$ (5,304)	-2.77%			
Amortization of SWP	159,510	196,897	37,387	23.44%			
Change in Investments in PRWA	-	100,291	100,291				
Water Conservation Programs	6,901	3,800	(3,101)	-44.94%			
Total Non-Operating Expenses	\$ 358,007	\$ 487,280	\$ 129,273	36.11%			
Net Earnings	\$ 777,901	\$ (144,607)	\$ (922,509)	-118.59%			

YEAR-TO-YEAR COMPARISON

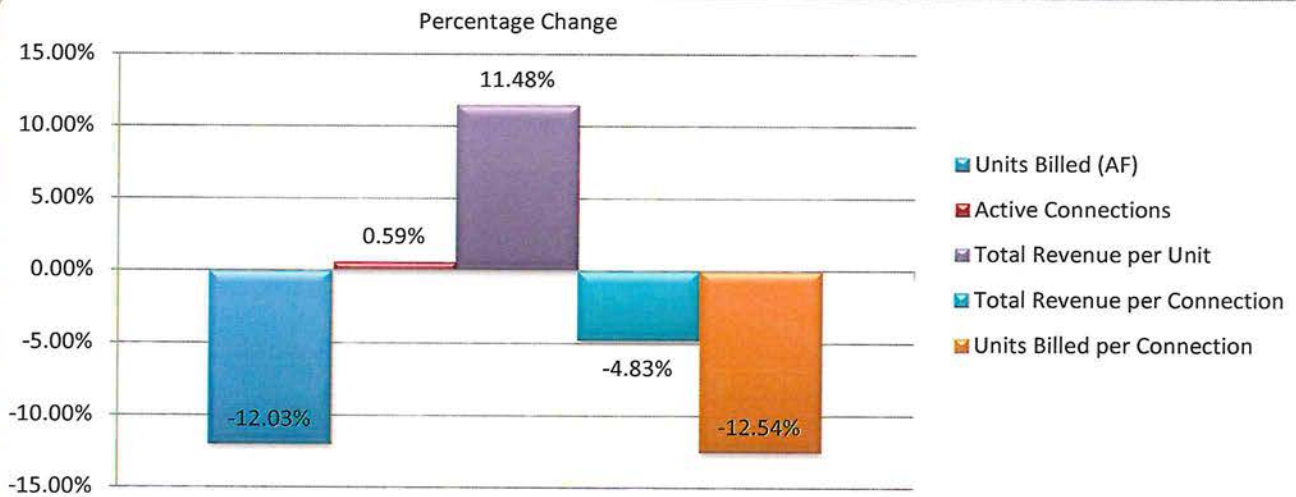
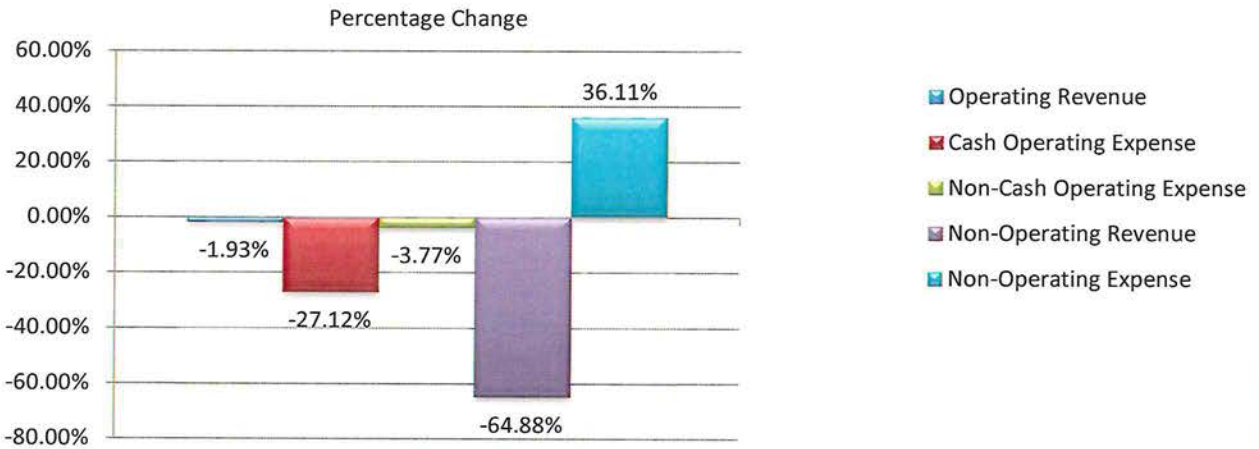
April 2015 -To - April 2016



	2015	2016	Change	
Units Billed (AF)	1,209	1,086	-123	-10.18%
Active Connections	26,482	26,580	98	0.37%
Non-Active	895	824	-71	-7.93%
Total Revenue per Unit	\$3.30	\$3.53	\$0.23	6.94%
Total Revenue per Connection	\$59.39	\$57.91	-\$1.48	-2.50%
Units Billed per Connection	19.89	17.80	-2.09	-10.51%

YEAR-TO-YEAR COMPARISON

April 2014 -To - April 2016



	2014	2016	Change	
Units Billed (AF)	1,235	1,086	-149	-12.03%
Active Connections	26,425	26,580	155	0.59%
Non-Active	931	824	-107	-11.49%
Total Revenue per Unit	\$3.16	\$3.53	\$0.36	11.48%
Total Revenue per Connection	\$60.85	\$57.91	-\$2.94	-4.83%
Units Billed per Connection	20.35	17.80	-2.55	-12.54%

Palmdale Water District
Revenue Analysis
For the Four Months Ending 4/30/2016
2016

	Thru March	April	Year-to-Date	Adjusted Budget	% of Budget
Operating Revenue:					
Wholesale Water	\$ 24,409	\$ -	\$ 24,409	\$ 160,000	15.26%
Water Sales	1,022,489	441,908	1,464,397	7,242,000	20.22%
Meter Fees	3,041,936	1,012,154	4,054,090	12,079,000	33.56%
Water Quality Fees	135,858	61,511	197,368	934,500	21.12%
Elevation Fees	49,037	23,613	72,650	400,000	18.16%
Other	180,391	65,139	245,530	860,000	28.55%
Drought Surcharge	105,976	64,320	170,296	-	
Total Water Sales	\$ 4,560,096	\$ 1,668,645	\$ 6,228,741	\$ 21,675,500	28.74%
Non-Operating Revenues:					
Assessments (Debt Service)	\$ 1,340,125	\$ 446,708	\$ 1,786,833	\$ 4,670,000	38.26%
Assessments (1%)	434,875	144,958	579,833	2,025,000	28.63%
DWR Fixed Charge Recovery	-	98,537	98,537	200,000	49.27%
Interest	19,814	5,148	24,962	35,000	71.32%
Capital Improvement Fees	-	-	-	50,000	0.00%
Grants - State and Federal	-	-	-	485,000	0.00%
Other	124,741	(202)	124,539	120,000	103.78%
Total Non-Operating Revenues	\$ 1,919,555	\$ 695,150	\$ 2,614,704	\$ 7,585,000	34.47%
Total Revenue	\$ 6,479,651	\$ 2,363,795	\$ 8,843,446	\$ 29,260,500	30.22%

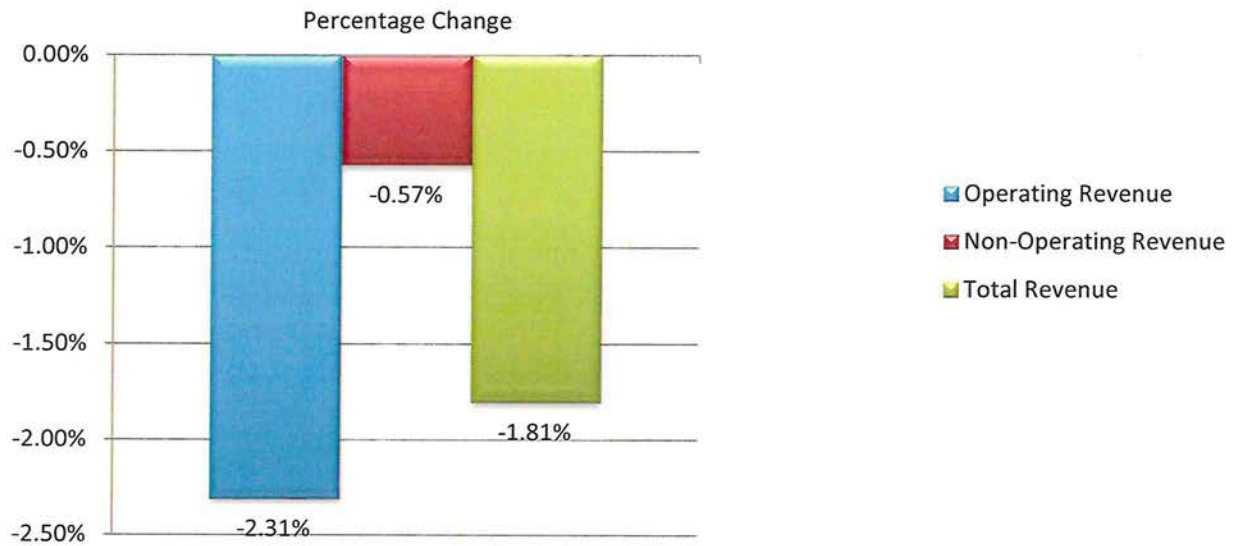
2015 to 2016 Comparison

	Thru March	April	Year-to-Date	% Change
	\$ 21,745	\$ -	\$ 21,745	816.21%
	(192,174)	(56,347)	(248,521)	-14.51%
	130,720	42,197	172,917	4.46%
	(27,040)	(12,099)	(39,138)	-16.55%
	(12,851)	(7,363)	(20,214)	-21.77%
	(105,383)	(99,239)	(204,622)	-45.46%
	105,976	64,320	170,296	
	\$ (79,006)	\$ (68,531)	\$ (147,537)	-2.31%
	\$ 625	\$ 208	\$ 833	0.05%
	11,875	3,958	15,833	2.81%
	(39,207)	32,806	(6,401)	
	(665)	592	(73)	-0.29%
	(120,948)	(17,754)	(138,702)	-100.00%
	-	-	-	
	117,891	(4,460)	113,431	1021.17%
	\$ (30,429)	\$ 15,350	\$ (15,079)	-0.57%
	\$ (109,435)	\$ (53,181)	\$ (162,616)	-1.81%

	Thru March	April	Year-to-Date	Adjusted Budget	% of Budget
Operating Revenue:					
Wholesale Water	\$ 2,664	\$ -	\$ 2,664	\$ 225,000	1.18%
Water Sales	1,214,663	498,255	1,712,918	8,550,500	20.03%
Meter Fees	2,911,216	969,957	3,881,173	11,506,000	33.73%
Water Quality Fees	162,897	73,609	236,507	1,146,500	20.63%
Elevation Fees	61,888	30,976	92,864	525,000	17.69%
Other	285,774	164,378	450,152	1,450,000	31.04%
Drought Surcharge	-	-	-	-	
Total Water Sales	\$ 4,636,438	\$ 1,737,176	\$ 6,373,614	\$ 23,178,000	27.50%
Non-Operating Revenues:					
Assessments (Debt Service)	\$ 1,339,500	\$ 446,500	\$ 1,786,000	\$ 5,100,000	35.02%
Assessments (1%)	423,000	141,000	564,000	1,950,000	28.92%
DWR Fixed Charge Recovery	39,207	65,731	104,938	100,000	104.94%
Interest	20,479	4,556	25,035	35,000	71.53%
Capital Improvement Fees	\$ 120,948	\$ 17,754	138,702	50,000	277.40%
Other	6,849	4,259	11,108	5,000	222.16%
Total Non-Operating Revenues	\$ 1,949,984	\$ 679,800	\$ 2,629,783	\$ 7,240,000	36.32%
Total Revenue	\$ 6,586,422	\$ 2,416,975	\$ 9,003,397	\$ 30,418,000	29.60%

REVENUE COMPARISON YEAR-TO-DATE

April 2015-To-April 2016



**Palmdale Water District
Operating Expense Analysis
For the Four Months Ending 4/30/2016
2016**

						2015 to 2016 Comparison			
	Thru March	April	Year-to-Date	Adjusted Budget	% of Budget	Thru March	April	Year-to-Date	% Change
Cash Operating Expenses:									
Directors	\$ 37,635	\$ 16,185	\$ 53,820	\$ 145,750	36.93%	\$ 10,486	\$ 3,448	\$ 13,934	34.93%
Administration-Services	372,949	108,032	480,981	1,588,750	30.27%	156,098	(4,984)	151,114	18.64%
Administration-District	405,320	75,296	480,616	1,612,750	29.80%				
Engineering	297,884	87,085	384,969	1,279,250	30.09%	(27,136)	(4,890)	(32,027)	-7.68%
Facilities	1,770,566	456,639	2,227,205	6,513,750	34.19%	420,071	197,771	617,842	38.39%
Operations	524,086	248,905	772,990	2,449,250	31.56%	(51,098)	108,188	57,090	7.97%
Finance	307,297	91,253	398,549	1,168,250	34.12%	(355,933)	14,502	(341,431)	-46.14%
Water Conservation	70,761	18,933	89,693	239,250	37.49%	(1,831)	(783)	(2,614)	-2.83%
Human Resources	112,325	33,018	145,343	420,350	34.58%	14,655	13,655	28,311	24.19%
Information Technology	187,791	44,729	232,519	867,750	26.80%	(16,891)	1,582	(15,310)	-6.18%
Customer Care	348,519	98,635	447,153	1,386,750	32.24%	238,191	(9,337)	228,854	104.83%
Source of Supply-Purchased Water	223,821	10,058	233,879	1,725,000	13.56%	(254,872)	36,063	(218,809)	-35.92%
Plant Expenditures	108,077	46,090	154,167	-		(823,918)	(13,222)	(837,140)	-84.45%
GAC Filter Media Replacement	521,064	-	521,064	934,500	55.76%	(74,980)	-	(74,980)	-12.58%
Total Cash Operating Expenses	\$ 5,288,095	\$ 1,334,856	\$ 6,622,951	\$ 20,331,350	32.58%	\$ (767,160)	\$ 341,992	\$ (425,168)	-6.42%
Non-Cash Operating Expenses:									
Depreciation	\$ 1,465,287	\$ 483,686	\$ 1,948,973	\$ 7,200,000	27.07%	\$ (134,905)	\$ (52,605)	\$ (187,511)	-8.78%
OPEB Accrual Expense	587,581	195,860	783,441	2,250,000	34.82%	36,841	12,280	49,121	6.69%
Bad Debts	22,144	4,838	26,982	50,000	53.96%	21,320	4,561	25,880	
Service Costs Construction	22,586	1,881	24,467	125,000	19.57%	28,590	(13,058)	15,532	173.82%
Capitalized Construction	(212,175)	-	(212,175)	(1,000,000)	21.22%	62,101	122,794	184,895	-46.56%
Total Non-Cash Operating Expenses	\$ 1,885,422	\$ 686,266	\$ 2,571,688	\$ 8,625,000	29.82%	\$ 13,946	\$ 73,972	\$ 87,917	3.42%
Non-Operating Expenses:									
Interest on Long-Term Debt	\$ 559,468	\$ 186,292	\$ 745,760	\$ 2,228,000	33.47%	\$ (13,043)	\$ (3,104)	\$ (16,147)	-2.12%
Amortization of SWP	590,685	196,897	787,582	2,238,000	35.19%	72,054	24,020	96,074	13.89%
Change in Investments in PRWA	3,503	100,291	103,794	-		3,503	100,291	103,794	
Water Conservation Programs	2,809	3,800	6,609	126,500	5.22%	(41,446)	(4,981)	(46,426)	-87.54%
Total Non-Operating Expenses	\$ 1,156,465	\$ 487,280	\$ 1,643,745	\$ 4,592,500	35.79%	\$ 21,069	\$ 116,226	\$ 137,295	9.11%
Total Expenses	\$ 8,329,982	\$ 2,508,402	\$ 10,838,384	\$ 33,548,850	32.31%	\$ (732,145)	\$ 532,190	\$ (199,955)	-1.81%

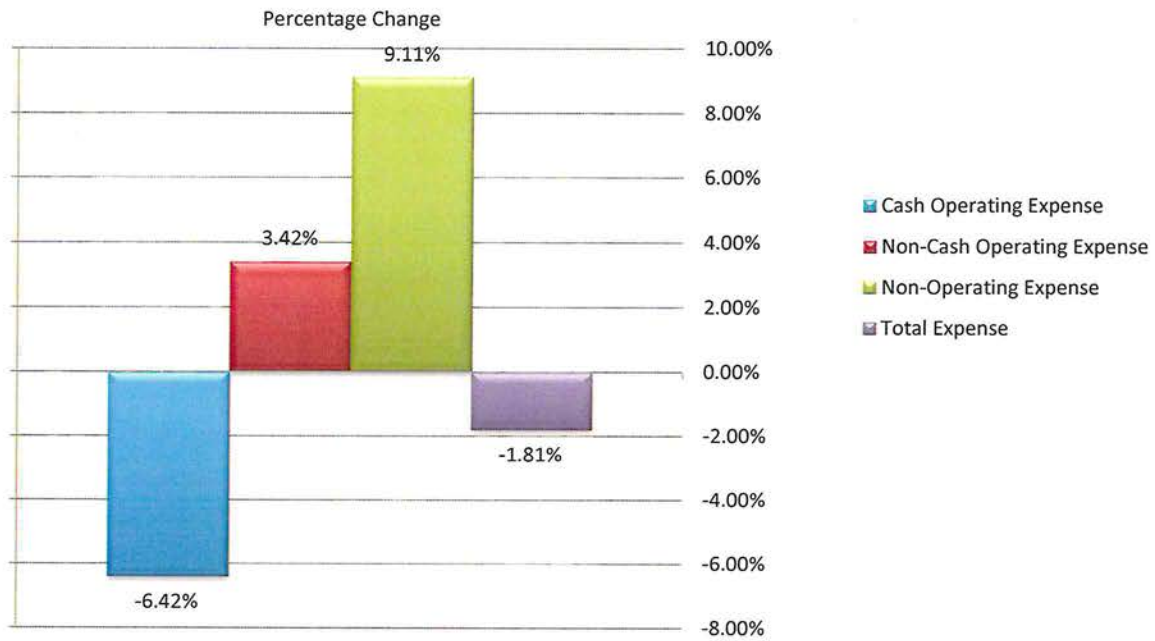
**Palmdale Water District
Operating Expense Analysis
For the Four Months Ending 4/30/2016
2015**

2015 to 2016 Comparison

	Thru March	April	Year-to-Date	Adjusted Budget	% of Budget
Cash Operating Expenses:					
Directors	\$ 27,149	\$ 12,737	\$ 39,887	\$ 118,500	33.66%
Administration-Services	622,172	188,312	810,483	2,667,250	30.39%
Administration-District	-	-	-	-	-
Engineering	325,021	91,975	416,996	1,252,750	33.29%
Facilities	1,350,495	258,868	1,609,363	5,998,000	26.83%
Operations	575,184	140,717	715,901	2,624,000	27.28%
Finance	663,230	76,750	739,980	2,950,750	25.08%
Water Conservation	72,592	19,716	92,308	284,000	32.50%
Human Resources	97,670	19,363	117,033	326,100	35.89%
Information Technology	204,682	43,147	247,829	782,750	31.66%
Customer Care	110,328	107,972	218,300	-	-
Source of Supply-Purchased Water	597,722	11,510	609,232	2,400,000	25.38%
Water Purchases-Prior Year OAP	-	(36,045)	(36,045)	250,000	-14.42%
Water Recovery	(119,029)	(1,470)	(120,499)	(100,000)	120.50%
Plant Expenditures	931,994	59,313	991,307	1,146,500	86.46%
GAC Filter Media Replacement	596,045	-	596,045	1,896,000	31.44%
Total Cash Operating Expenses	\$ 6,055,255	\$ 992,864	\$ 7,048,118	\$ 22,596,600	31.19%
Non-Cash Operating Expenses:					
Depreciation	\$ 1,600,192	\$ 536,292	\$ 2,136,484	\$ 6,450,000	33.12%
OPEB Accrual Expense	550,740	183,580	734,320	2,000,000	36.72%
Bad Debts	824	278	1,102	100,000	1.10%
Service Costs Construction	(6,004)	14,939	8,935	125,000	7.15%
Capitalized Construction	(274,276)	(122,794)	(397,070)	(1,000,000)	39.71%
Total Non-Cash Operating Expenses	\$ 1,871,476	\$ 612,294	\$ 2,483,770	\$ 7,675,000	32.36%
Non-Operating Expenses:					
Interest on Long-Term Debt	\$ 572,511	\$ 189,396	\$ 761,907	\$ 2,111,000	36.09%
Amortization of SWP	518,631	172,877	691,508	1,679,000	41.19%
Change in Investments in PRWA	-	-	-	-	-
Water Conservation Programs	44,255	8,781	53,035	200,000	26.52%
Total Non-Operating Expenses	\$ 1,135,396	\$ 371,054	\$ 1,506,450	\$ 3,990,000	37.76%
Total Expenses	\$ 9,062,127	\$ 1,976,212	\$ 11,038,339	\$ 34,261,600	32.22%

EXPENSE COMPARISON YEAR-TO-DATE

April 2015-To-April 2016



Palmdale Water District
2016 Directors Budget
For the Four Months Ending Saturday, April 30, 2016

	YTD ACTUAL 2016	ORIGINAL BUDGET 2016	ADJUSTMENTS 2016	ADJUSTED BUDGET REMAINING	PERCENT USED
Personnel Budget:					
1-01-4000-000 Directors Pay	\$ 19,050	\$ 50,000	\$ -	\$ 30,950	38.10%
Employee Benefits					
1-01-4005-000 Payroll Taxes	1,457	5,500		4,043	26.50%
1-01-4010-000 Health Insurance	26,417	76,250		49,833	34.65%
Subtotal (Benefits)	27,874	81,750	-	49,833	34.10%
Total Personnel Expenses	\$ 46,924	\$ 131,750	\$ -	\$ 80,783	35.62%
OPERATING EXPENSES:					
1-01-4050-000 Directors Travel, Seminars & Meetings	6,896	14,000		7,104	49.26%
Subtotal Operating Expenses	6,896	14,000	-	7,104	49.26%
Total O & M Expenses	\$ 53,820	\$ 145,750	\$ -	\$ 87,887	36.93%

**Palmdale Water District
2016 Directors Budget
For The Month Of April 2016**

	<u>2016</u> <u>2015</u>		<u>Directors Pay</u>		<u>Health Ins.</u>	
	2016	2015	2016	2015	2016	2015
Personnel Budget:						
1-01-4000-000 Directors Pay	\$ 4,950	\$ 7,350	Alvarado 1350	1500	1,600	1,591
Employee Benefits			Dino 1,500	3,000	1,134	1,125
1-01-4005-000 Payroll Taxes	379	558	Dizmang 0	750	0	0
1-01-4010-000 Health Insurance	6,168	4,868	Estes 1,950	0	1,591	1,566
Subtotal (Benefits)	6,547	5,426	Henriquez 0	0	1,257	0
			Mac Laren 150	2,100	587	586
			<u>4,950</u>	<u>7,350</u>	<u>6,168</u>	<u>4,868</u>
Total Personnel Expenses	<u>\$ 11,497</u>	<u>\$ 12,776</u>				
OPERATING EXPENSES:						
1-01-4050-000 Directors Travel, Seminars & Meetings	4,688	80	Operating			
Subtotal Operating Expenses	4,688	80	2016	2015		
			Alvarado 695	20		
Total O & M Expenses	<u>\$ 16,185</u>	<u>\$ 12,856</u>	Dino 720	20		
			Dizmang 0	20		
			Estes 695	0		
			Henriquez 1,085	0		
			Mac Laren 1,493	20		
			<u>4,688</u>	<u>80</u>		

Palmdale Water District
2016 Administration District Wide Budget
For the Four Months Ending Saturday, April 30, 2016

	YTD ACTUAL 2016	ORIGINAL BUDGET 2016	ADJUSTMENTS 2016	ADJUSTED BUDGET REMAINING	PERCENT USED
Personnel Budget:					
1-02-5070-001 On-Call	\$ 25,460	\$ 95,000		\$ 69,540	26.80%
Subtotal (Salaries)	\$ 25,460	\$ 95,000	\$ -	\$ 69,540	26.80%
Employee Benefits					
1-02-5070-002 PERS-Unfunded Liability	\$ 126,272	\$ 404,750		278,478	31.20%
1-02-5070-003 Workers Compensation	28,450	125,000		96,550	22.76%
1-02-5070-004 Vacation Benefit Expense	3,388	35,000		31,612	9.68%
1-02-5070-005 Life Insurance	2,184	8,000		5,816	27.30%
Subtotal (Benefits)	\$ 160,294	\$ 572,750	\$ -	\$ 412,456	27.99%
Total Personnel Expenses	\$ 185,754	\$ 667,750	\$ -	\$ 481,996	27.82%
OPERATING EXPENSES:					
1-02-5070-006 Other Operating	\$ 884	\$ 20,000		19,116	4.42%
1-02-5070-007 Consultants	30,577	160,000		129,423	19.11%
1-02-5070-008 Insurance	98,111	300,000		201,889	32.70%
1-02-5070-009 Groundwater Adjudication	18,384	80,000		61,616	22.98%
1-02-5070-010 Legal Services	27,701	160,000		132,299	17.31%
1-02-5070-011 Memberships/Subscriptions	14,323	150,000		135,677	9.55%
1-02-5070-012 Elections	104,882	75,000		(29,882)	139.84%
Subtotal Operating Expenses	\$ 294,863	\$ 945,000	\$ -	\$ 650,137	31.20%
Total Departmental Expenses	\$ 480,616	\$ 1,612,750	\$ -	\$ 1,132,134	29.80%

Palmdale Water District
2016 Administration Services Budget
For the Four Months Ending Saturday, April 30, 2016

	YTD ACTUAL 2016	ORIGINAL BUDGET 2016	ADJUSTMENTS 2016	ADJUSTED BUDGET REMAINING	PERCENT USED
Personnel Budget:					
1-02-4000-000 Salaries	\$ 292,772	\$ 982,000		\$ 689,228	29.81%
1-02-4000-100 Overtime	2,158	8,250		6,092	26.16%
Subtotal (Salaries)	\$ 294,931	\$ 990,250	\$ -	\$ 695,319	29.78%
Employee Benefits					
1-02-4005-000 Payroll Taxes	\$ 22,236	\$ 74,000		51,764	30.05%
1-02-4010-000 Health Insurance	44,800	135,000		90,200	33.19%
1-02-4015-000 PERS	30,973	117,500		86,527	26.36%
Subtotal (Benefits)	\$ 98,009	\$ 326,500	\$ -	\$ 228,491	30.02%
Total Personnel Expenses	\$ 392,940	\$ 1,316,750	\$ -	\$ 923,810	29.84%
OPERATING EXPENSES:					
1-02-4050-100 General Manager Travel	\$ 1,321	\$ 5,000		3,679	26.42%
1-02-4060-100 General Manager Conferences & Seminars	1,455	4,000		2,545	36.38%
1-02-4130-000 Bank Charges	51,360	140,000		88,640	36.69%
1-02-4150-000 Accounting Services	19,300	27,500		8,200	70.18%
1-02-4175-000 Permits	1,431	10,000		8,569	14.31%
1-02-4180-000 Postage	5,727	27,500		21,773	20.82%
1-02-4190-100 Public Relations - Publications	-	35,000		35,000	0.00%
1-02-4190-900 Public Relations - Other	-	1,000		1,000	0.00%
1-02-4200-000 Advertising	1,322	4,000		2,678	33.06%
1-02-4205-000 Office Supplies	6,126	18,000		11,874	34.03%
Subtotal Operating Expenses	\$ 88,041	\$ 272,000	\$ -	\$ 183,959	32.37%
Total Departmental Expenses	\$ 480,981	\$ 1,588,750	\$ -	\$ 1,107,769	30.27%

Palmdale Water District
2016 Engineering Budget
For the Four Months Ending Saturday, April 30, 2016

	YTD ACTUAL 2016	ORIGINAL BUDGET 2016	ADJUSTMENTS 2016	ADJUSTED BUDGET REMAINING	PERCENT USED
Personnel Budget:					
1-03-4000-000 Salaries	\$ 258,431	\$ 852,000		\$ 593,569	30.33%
1-03-4000-100 Overtime	2,509	6,750		4,241	37.18%
Subtotal (Salaries)	\$ 260,940	\$ 858,750		\$ 597,810	30.39%
Employee Benefits					
1-03-4005-000 Payroll Taxes	19,808	64,000		44,192	30.95%
1-03-4010-000 Health Insurance	60,198	155,000		94,802	38.84%
1-03-4015-000 PERS	26,334	101,000		74,666	26.07%
Subtotal (Benefits)	\$ 106,340	\$ 320,000	\$ -	\$ 213,660	33.23%
Total Personnel Expenses	\$ 367,280	\$ 1,178,750	\$ -	\$ 811,470	31.16%
OPERATING EXPENSES:					
1-03-4155-000 Contracted Services	10,900	64,000		53,100	17.03%
1-03-4165-000 Memberships/Subscriptions	1,055	2,500		1,445	42.20%
1-03-4250-000 General Materials & Supplies	987	3,000		2,013	32.89%
1-03-8100-100 Computer Software - Maint. & Support	4,747	31,000		26,253	15.31%
Subtotal Operating Expenses	\$ 17,689	\$ 100,500	\$ -	\$ 82,811	17.60%
Total Departmental Expenses	\$ 384,969	\$ 1,279,250	\$ -	\$ 894,281	30.09%

Palmdale Water District
2016 Facilities Budget
For the Four Months Ending Saturday, April 30, 2016

	YTD ACTUAL 2016	ORIGINAL BUDGET 2016	ADJUSTMENTS 2016	ADJUSTED BUDGET REMAINING	PERCENT USED
Personnel Budget:					
1-04-4000-000 Salaries	\$ 602,461	\$ 2,083,750		\$ 1,481,289	28.91%
1-04-4000-100 Overtime	25,525	90,000		64,475	28.36%
Subtotal (Salaries)	\$ 627,986	\$ 2,173,750	\$ -	\$ 1,545,764	28.89%
Employee Benefits					
1-04-4005-000 Payroll Taxes	48,871	166,500		117,629	29.35%
1-04-4010-000 Health Insurance	166,629	444,500		277,871	37.49%
1-04-4015-000 PERS	58,274	257,500		199,226	22.63%
Subtotal (Benefits)	\$ 273,774	\$ 868,500	\$ -	\$ 594,726	31.52%
Total Personnel Expenses	\$ 901,760	\$ 3,042,250	\$ -	\$ 2,140,490	29.64%
OPERATING EXPENSES:					
1-04-4155-000 Contracted Services	\$ 397,767	\$ 488,000		\$ 90,233	81.51%
1-04-4175-000 Permits-Dams	7,229	50,000		42,771	14.46%
1-04-4215-100 Natural Gas - Wells & Boosters	22,998	225,000		202,002	10.22%
1-04-4215-200 Natural Gas - Buildings	3,209	9,000		5,791	35.66%
1-04-4220-100 Electricity - Wells & Boosters	403,492	1,480,000		1,076,508	27.26%
1-04-4220-200 Electricity - Buildings	17,528	88,000		70,472	19.92%
1-04-4225-000 Maint. & Repair - Vehicles	13,925	35,000		21,075	39.79%
1-04-4230-100 Maint. & Rep. Office Building	14,279	15,000		721	95.19%
1-04-4235-110 Maint. & Rep. Equipment	357	6,500		6,143	5.50%
1-04-4235-400 Maint. & Rep. Operations - Wells	53,367	75,000		21,633	71.16%
1-04-4235-405 Maint. & Rep. Operations - Boosters	15,529	50,000		34,471	31.06%
1-04-4235-410 Maint. & Rep. Operations - Shop Bldgs	669	10,000		9,331	6.69%
1-04-4235-415 Maint. & Rep. Operations - Facilities	14,996	15,000		4	99.97%
1-04-4235-420 Maint. & Rep. Operations - Water Lines	109,058	225,000		115,942	48.47%
1-04-4235-425 Maint. & Rep. Operations - Littlerock Dam	2,906	15,000		12,094	19.37%
1-04-4235-430 Maint. & Rep. Operations - Palmdale Dam	87	7,500		7,413	1.16%
1-04-4235-435 Maint. & Rep. Operations - Palmdale Canal	-	10,000		10,000	0.00%
1-04-4235-440 Maint. & Rep. Operations - Large Meters	16,897	10,000		(6,897)	168.97%
1-04-4235-445 Maint. & Rep. Operations - Telemetry	408	4,000		3,592	10.20%
1-04-4235-450 Maint. & Rep. Operations - Hypo Generators	-	10,000		10,000	0.00%
1-04-4235-455 Maint. & Rep. Operations - Heavy Equipment	16,692	45,000		28,308	37.09%
1-04-4235-460 Maint. & Rep. Operations - Storage Reservoirs	1,456	5,000		3,544	29.11%
1-04-4235-470 Maint. & Rep. Operations - Meters Exchanges	116,205	225,000		108,795	51.65%
1-04-4270-300 Telecommunication - Other	1,743	4,000		2,257	43.58%
1-04-4300-200 Testing - Large Meters	6,917	12,500		5,583	55.33%
1-04-4300-300 Testing - Edison Testing	-	30,000		30,000	0.00%
1-04-6000-000 Waste Disposal	5,242	20,000		14,758	26.21%
1-04-6100-100 Fuel and Lube - Vehicle	10,883	105,000		94,117	10.37%
1-04-6100-200 Fuel and Lube - Machinery	7,076	40,000		32,924	17.69%
1-04-6200-000 Uniforms	9,363	22,500		13,137	41.61%
1-04-6300-100 Supplies - General	20,545	47,500		26,955	43.25%
1-04-6300-200 Supplies - Hypo Generators	3,628	6,500		2,872	55.81%
1-04-6300-300 Supplies - Electrical	836	3,000		2,164	27.86%
1-04-6300-400 Supplies - Telemetry	203	5,000		4,797	4.07%
1-04-6300-800 Supplies - Construction Materials	16,512	35,000		18,488	47.18%
1-04-6400-000 Tools	7,302	25,000		17,698	29.21%
1-04-7000-100 Leases -Equipment	6,140	12,500		6,360	49.12%
Subtotal Operating Expenses	\$ 1,325,445	\$ 3,471,500	\$ -	\$ 2,146,055	38.18%
Total Departmental Expenses	\$ 2,227,205	\$ 6,513,750	\$ -	\$ 4,286,545	34.19%

Palmdale Water District
2016 Operation Budget
For the Four Months Ending Saturday, April 30, 2016

	YTD ACTUAL 2016	ORIGINAL BUDGET 2016	ADJUSTMENTS 2016	ADJUSTED BUDGET REMAINING	PERCENT USED
Personnel Budget:					
1-05-4000-000 Salaries	\$ 328,115	\$ 1,012,500		\$ 684,385	32.41%
1-05-4000-100 Overtime	11,675	56,000		44,325	20.85%
Subtotal (Salaries)	\$ 339,790	\$ 1,068,500	\$ -	\$ 728,710	31.80%
Employee Benefits					
1-05-4005-000 Payroll Taxes	26,104	84,500		58,396	30.89%
1-05-4010-000 Health Insurance	70,289	183,500		113,211	38.30%
1-05-4015-000 PERS	34,018	137,750		103,732	24.70%
Subtotal (Benefits)	\$ 130,412	\$ 405,750	\$ -	\$ 275,338	32.14%
Total Personnel Expenses	\$ 470,202	\$ 1,474,250	\$ -	\$ 1,004,048	31.89%
OPERATING EXPENSES:					
1-05-4155-000 Contracted Services	\$ 4,459	\$ 93,500		\$ 89,041	4.77%
1-05-4175-000 Permits	13,103	40,000		26,897	32.76%
1-05-4215-200 Natural Gas - WTP	573	3,000		2,427	19.10%
1-05-4220-200 Electricity - WTP	23,882	125,000		101,118	19.11%
1-05-4230-110 Maint. & Rep. - Office Equipment	126	500		374	25.17%
1-05-4235-110 Maint. & Rep. Operations - Equipment	6,262	11,500		5,238	54.46%
1-05-4235-410 Maint. & Rep. Operations - Shop Bldgs	6,622	6,000		(622)	110.37%
1-05-4235-415 Maint. & Rep. Operations - Facilities	20,868	45,000		24,132	46.37%
1-05-4235-450 Maint. & Rep. Operations - Hypo Generator	64,008	18,000		(46,008)	355.60%
1-05-4235-500 Maint. & Rep. Operations - Wind Turbine	680	10,000		9,320	6.80%
1-05-6000-000 Waste Disposal	2,020	20,000		17,980	10.10%
1-05-6200-000 Uniforms	4,987	16,000		11,013	31.17%
1-05-6300-100 Supplies - General	5,895	15,000		9,105	39.30%
1-05-6300-600 Supplies - Lab	21,239	40,000		18,761	53.10%
1-05-6300-700 Outside Lab Work	25,645	92,000		66,355	27.88%
1-05-6400-000 Tools	1,490	6,500		5,010	22.93%
1-05-6500-000 Chemicals	100,928	400,000		299,072	25.23%
1-05-7000-100 Leases -Equipment	-	3,000		3,000	0.00%
3-05-4300-100 Filter Media Testing/Inspection	-	30,000		30,000	0.00%
Subtotal Operating Expenses	\$ 302,788	\$ 975,000	\$ -	\$ 642,212	31.06%
Total Departmental Expenses	\$ 772,990	\$ 2,449,250	\$ -	\$ 1,646,260	31.56%

Palmdale Water District
2016 Finance Budget
For the Four Months Ending Saturday, April 30, 2016

	YTD ACTUAL 2016	ORIGINAL BUDGET 2016	ADJUSTMENTS 2016	ADJUSTED BUDGET REMAINING	PERCENT USED
Personnel Budget:					
1-06-4000-000 Salaries	\$ 214,833	\$ 670,250		\$ 455,417	32.05%
1-06-4000-100 Overtime	236	3,000		2,764	7.88%
Subtotal (Salaries)	\$ 215,069	\$ 673,250	\$ -	\$ 458,181	31.94%
Employee Benefits					
1-06-4005-000 Payroll Taxes	16,200	49,000		32,800	33.06%
1-06-4010-000 Health Insurance	34,110	83,000		48,890	41.10%
1-06-4015-000 PERS	22,924	87,000		64,076	26.35%
Subtotal (Benefits)	\$ 73,233	\$ 219,000	\$ -	\$ 145,767	33.44%
Total Personnel Expenses	\$ 288,303	\$ 892,250	\$ -	\$ 603,947	32.31%
OPERATING EXPENSES:					
1-06-4155-000 Contracted Services	\$ 1,700	\$ 6,000		\$ 4,300	28.33%
1-06-4155-100 Contracted Services - Infosend	91,126	225,000		133,874	40.50%
1-06-4165-000 Memberships/Subscriptions	220	500		280	44.00%
1-06-4230-110 Maintenance & Repair - Office Equipment	-	500		500	0.00%
1-06-4250-000 General Material & Supplies	321	3,000		2,679	10.69%
1-06-4260-000 Business Forms	1,283	7,500		6,217	17.10%
1-06-4270-100 Telecommunication - Office	7,681	12,000		4,319	64.01%
1-06-4270-200 Telecommunication - Cellular Stipend	6,670	18,500		11,830	36.05%
1-06-7000-100 Leases - Equipment	1,246	3,000		1,754	41.54%
Subtotal Operating Expenses	\$ 110,247	\$ 276,000	\$ -	\$ 165,753	39.94%
Total Departmental Expenses	\$ 398,549	\$ 1,168,250	\$ -	\$ 769,701	34.12%

Palmdale Water District
2016 Water Conservation Budget
For the Four Months Ending Saturday, April 30, 2016

	YTD ACTUAL 2016	ORIGINAL BUDGET 2016	ADJUSTMENTS 2016	ADJUSTED BUDGET REMAINING	PERCENT USED
Personnel Budget:					
1-07-4000-000 Salaries	\$ 50,431	\$ 129,000		\$ 78,569	39.09%
1-07-4000-100 Overtime	-	1,000		1,000	0.00%
Subtotal (Salaries)	\$ 50,431	\$ 130,000		\$ 79,569	38.79%
Employee Benefits					
1-07-4005-000 Payroll Taxes	3,878	10,000		6,122	38.78%
1-07-4010-000 Health Insurance	15,241	38,000		22,759	40.11%
1-07-4015-000 PERS	2,676	17,250		14,574	15.51%
Subtotal (Benefits)	\$ 21,795	\$ 65,250	\$ -	\$ 43,455	33.40%
Total Personnel Expenses	\$ 72,226	\$ 195,250	\$ -	\$ 122,024	36.99%
OPERATING EXPENSES:					
1-07-4190-300 Public Relations - Landscape Workshop/Training	\$ 5,116	\$ 1,000		\$ (4,116)	511.59%
1-07-4190-400 Public Relations - Contests	-	1,000		1,000	0.00%
1-07-4190-500 Public Relations - Education Programs	-	2,500		2,500	0.00%
1-07-4190-700 Public Relations -General Media	7,375	25,000		17,625	29.50%
1-07-4190-900 Public Relations - Other	3,027	2,000		(1,027)	151.37%
1-07-4500-000 Drought Enforcement	-	7,500		7,500	0.00%
1-07-6300-100 Supplies - Misc.	1,949	5,000		3,051	38.97%
Subtotal Operating Expenses	\$ 17,467	\$ 44,000	\$ -	\$ 26,533	39.70%
Total Departmental Expenses	\$ 89,693	\$ 239,250	\$ -	\$ 148,557	37.49%

Palmdale Water District
2016 Human Resources Budget
For the Four Months Ending Saturday, April 30, 2016

	YTD ACTUAL 2016	ORIGINAL BUDGET 2016	ADJUSTMENTS 2016	ADJUSTED BUDGET REMAINING	PERCENT USED
Personnel Budget:					
1-08-4000-000 Salaries	\$ 35,518	\$ 116,000		80,482	30.62%
1-08-4000-100 Salaries - Overtime	\$ 4				
1-08-4000-200 Salaries - Intern Program	16,450	40,000		23,551	41.12%
Subtotal (Salaries)	\$ 51,972	\$ 156,000		\$ 104,033	33.32%
Employee Benefits					
1-08-4005-000 Payroll Taxes	3,996	15,250		11,254	26.20%
1-08-4010-000 Health Insurance	8,027	18,250		10,223	43.98%
1-08-4015-000 PERS	1,987	7,250		5,263	27.40%
Subtotal (Benefits)	\$ 14,009	\$ 40,750	\$ -	\$ 26,741	34.38%
Total Personnel Expenses	\$ 65,981	\$ 196,750	\$ -	\$ 130,774	33.54%
OPERATING EXPENSES:					
1-08-4050-000 Staff Travel	\$ 14,731	\$ 27,500		\$ 12,769	53.57%
1-08-4060-000 Staff Conferences & Seminars	8,870	25,000		16,130	35.48%
1-08-4070-000 Employee Expense	30,156	60,000		29,844	50.26%
1-08-4095-000 Employee Recruitment	-	3,000		3,000	0.00%
1-08-4100-000 Employee Retention	2,874	20,000		17,126	14.37%
1-08-4105-000 Employee Relations	929	3,500		2,571	26.53%
1-08-4110-000 Consultants	3,797	1,000		(2,797)	379.68%
1-08-4120-100 Training-Safety	9,478	35,000		25,522	27.08%
1-08-4120-200 Training-Speciality	438	25,000		24,562	1.75%
1-08-4121-000 Safety Program	292	1,000		708	29.15%
1-08-4165-000 Membership/Subscriptions	589	1,600		1,011	36.81%
1-08-4165-100 HR/Safety Publications	-	1,000		1,000	0.00%
1-08-6300-500 Supplies - Safety	7,210	20,000		12,790	36.05%
Subtotal Operating Expenses	\$ 79,363	\$ 223,600	\$ -	\$ 144,237	35.49%
Total Departmental Expenses	\$ 145,343	\$ 420,350	\$ -	\$ 275,011	34.58%

Palmdale Water District
2016 Information Technology Budget
For the Four Months Ending Saturday, April 30, 2016

YTD ACTUAL	ORIGINAL BUDGET	ADJUSTMENTS	ADJUSTED BUDGET	PERCENT
2016	2016	2016	REMAINING	USED

Personnel Budget:

1-09-4000-000 Salaries	\$ 66,667	\$ 225,500	\$ 158,833	29.56%
1-09-4000-100 Overtime	1,447	2,500	1,053	57.87%
Subtotal (Salaries)	\$ 68,114	\$ 228,000	\$ 159,886	29.87%

Employee Benefits

1-09-4005-000 Payroll Taxes	5,182	16,000	10,818	32.39%
1-09-4010-000 Health Insurance	14,601	38,000	23,399	38.42%
1-09-4015-000 PERS	7,784	29,500	21,716	26.39%
Subtotal (Benefits)	\$ 27,567	\$ 83,500	\$ -	33.01%

Total Personnel Expenses

\$ 95,680	\$ 311,500	\$ -	\$ 214,766	30.72%
-----------	------------	------	------------	--------

OPERATING EXPENSES:

1-09-4155-000 Contracted Services	\$ 14,713	\$ 121,500	\$ 106,787	12.11%
1-09-4165-000 Memberships/Subscriptions	150	2,000	1,850	7.50%
1-09-4270-000 Telecommunications	25,657	79,250	53,593	32.37%
1-09-8000-100 Computer Equipment - Computers	8,834	20,000	11,166	44.17%
1-09-8000-200 Computer Equipment - Laptops	6,493	16,000	9,507	40.58%
1-09-8000-300 Computer Equipment - Monitors	-	2,000	2,000	0.00%
1-09-8000-500 Computer Equipment - Toner Cartridges	71	3,000	2,929	2.37%
1-09-8000-550 Computer Equipment - Telephony	-	2,500	2,500	0.00%
1-09-8000-600 Computer Equipment - Other	10,699	40,000	29,301	26.75%
1-09-8100-100 Computer Software - Maint. and Support	7,543	60,000	52,457	12.57%
1-09-8100-140 Computer Software - Starnik	31,600	130,000	98,400	24.31%
1-09-8100-150 Computer Software - Dynamics GP Support	29,615	60,000	30,385	49.36%
1-09-8100-200 Computer Software - Software and Upgrades	1,464	20,000	18,536	7.32%
Subtotal Operating Expenses	\$ 136,839	\$ 556,250	\$ -	24.60%

Total Departmental Expenses

\$ 232,519	\$ 867,750	\$ -	\$ 634,177	26.80%
------------	------------	------	------------	--------

Palmdale Water District
2016 Customer Care Budget
For the Four Months Ending Saturday, April 30, 2016

	YTD ACTUAL 2016	ORIGINAL BUDGET 2016	ADJUSTMENTS 2016	ADJUSTED BUDGET REMAINING	PERCENT USED
Personnel Budget:					
1-10-4000-000 Salaries	\$ 282,362	\$ 929,250		\$ 646,888	30.39%
1-10-4000-100 Overtime	3,504	10,000		6,496	35.04%
Subtotal (Salaries)	\$ 285,866	\$ 939,250	\$ -	\$ 653,384	30.44%
Employee Benefits					
1-10-4005-000 Payroll Taxes	22,635	71,500		48,865	31.66%
1-10-4010-000 Health Insurance	97,434	217,000		119,566	44.90%
1-10-4015-000 PERS	31,857	119,000		87,143	26.77%
Subtotal (Benefits)	\$ 151,926	\$ 407,500	\$ -	\$ 255,574	37.28%
Total Personnel Expenses	\$ 437,792	\$ 1,346,750	\$ -	\$ 908,958	32.51%
OPERATING EXPENSES:					
1-10-4155-000 Contracted Services	\$ 5,550	\$ 22,000		\$ 16,450	25.23%
1-10-4230-110 Maintenance & Repair-Office Equipment	-	500		500	0.00%
1-10-4250-000 General Material & Supplies	3,811	7,500		3,689	50.81%
1-10-4260-000 Business Forms	-	10,000		10,000	0.00%
Subtotal Operating Expenses	\$ 9,361	\$ 40,000	\$ -	\$ 30,639	23.40%
Total Departmental Expenses	\$ 447,153	\$ 1,386,750	\$ -	\$ 939,597	32.24%

PALMDALE WATER DISTRICT BOARD MEMORANDUM

DATE: June 2, 2016 **June 8, 2016**
TO: BOARD OF DIRECTORS **Board Meeting**
FROM: Mr. Matthew R. Knudson, Assistant General Manager
VIA: Mr. Dennis LaMoreaux, General Manager
RE: ***AGENDA ITEM NO. 7.3 – STATUS ON COMMITTED CONTRACTS ISSUED
AND WATER REVENUE BOND PROJECTS.***

Attached are the monthly spreadsheets to update the Board on actual and projected expenses related to the 2016 Capital Projects, Water Quality Fee funded projects, and Series 2013A Water Revenue Bond funded projects.

Committed Contract: These expenses are for projects that are contractually committed to by the District and are accounted for in the approved 2016 Budget. The amounts highlighted are actual payments issued and the future payments are estimated based on the remaining contractual commitment.

Water Quality Fee Funded Projects: These expenses are related to the Granular Activated Carbon (GAC) replacements at the Water Treatment Plant and Underground Booster Station in order to comply with water quality regulations. These expenses are funded through the \$0.13/CCF charged on all water delivered to our customers.

Budgeted – Not Committed: These projected expenses are related to capital projects/equipment that are planned and budgeted for, but not yet contractually committed. Each of these projects will be brought to the Board for consideration and approval prior to contractually committing funds.

Water Revenue Bond – Series 2013A: This spreadsheet summarizes and provides the payout detail on the various projects that are funded from the Water Revenue Bond (WRB) proceeds issued in 2013. There was \$8,500,000 available for various infrastructure replacement and water supply projects, with \$9,430,009 contractually committed for the projects listed on the attached spreadsheet. The \$930,009 over the available funds from the WRB will be funded from the 2016 and 2017 Operating Budget.

Supporting Documents:

- 2016 Capital Project Expenses Spreadsheet
- Water Revenue Bond – Series 2013A Summary and Payout Detail

Palmdale Water District
2016 Capital Project Expenses
Updated: May 31, 2016

AGENDA ITEM NO. 7.3

Committed Contracts (Actual / Projected Expenses)																			
Project Title	Project Type	Contract	Vendor/Contractor/Consultant	Jan - Nov, 2015	Dec, 2015	Jan	Feb	Mar	Apr	May	Jun	Jul	Aug	Sep	Oct	Nov	Dec	2016 Total	2017 Total
Upper Amargosa Recharge Project - WRB Fund Carry-over	Water Supply and Groundwater Management	1,250,000	City of Palmdale / AVEK / WW40	-	-												347,629	347,629	582,380
PRGRRP - Financial Model	Water Supply Project / Planning	29,000	PFM, Inc.	-	-					14,465	14,535							29,000	
2015 Urban Water Management Plan	Planning / Regulatory	64,380	Kennedy/Jenks Consultants	-	4,186	10,456	9,089	7,105	4,007	11,370	18,167							60,194	
Water System Master Plan Update	Water System Infrastructure Planning	196,043	MWH	141,860	-	20,904				18,071	11,203							50,178	
Hydrologic and Energy Database	Water Supply and Demand Management	67,000	DCSE	65,970	-				1,030									1,030	
Security Improvements Project	Asset Management - Equipment Replacement	301,799	Siemens	205,283	-	36,716					59,800							96,516	
Security Improvements Project - Eng.	Asset Management - Equipment Replacement	58,730	Exante360	31,938	-						4,482							4,482	
Dredging & Lake Outlet Repairs	Asset Management - Equipment Replacement	40,639	Parker / Layne	-	-		40,639											40,639	
Well No. 15 - Rehabilitation	Asset Management - Equipment Replacement	189,907	Layne / Amarillo	-	-	17,621	134,286		38,000									189,907	
Well No. 30 - Rehabilitation	Asset Management - Equipment Replacement	74,222	Layne	-	-		74,222											74,222	
Well No. 22 - Rehabilitation	Asset Management - Equipment Replacement	57,936	Layne						21,525	36,411								57,936	
Water Main Replacement - Tierra Subida Ave. (Paving)	Asset Management - Infrastructure Replacement	46,253	RBC	-	-		46,253											46,253	
Well No. 25 - Rehabilitation	Asset Management - Equipment Replacement	16,365	Rottman Drilling									16,365						16,365	
Well No. 26 - Rehabilitation	Asset Management - Equipment Replacement	14,433	Roadrunner Pump Service									14,433						14,433	
Hi-Speed Scanners and Engineering Plotter	Asset Management - Equipment Replacement	44,015	Insight / Source Graphics								20,102	23,913						44,015	
Recharge and Recovery Project - Pilot	Water Supply Project / Planning	97,000	Kennedy/Jenks Consultants												97,000			97,000	
Spec. 1503 - El Camino Water Main Replacement	Asset Management - Infrastructure Replacement	70,000	PWD								30,000	30,000	10,000					70,000	
Replacement Solar Inverter	Asset Management - Infrastructure Replacement	24,995	Princeton Power Systems								24,995							24,995	
Tire Machine	Asset Management - Equipment Replacement	4,434	CarQuest							4,434								4,434	
Emergency Repairs on Well 18/19 Tank	Asset Management - Infrastructure Repairs	57,850	Superior Tank Solutions	-	57,850													-	
Office Space Remodel for Customer Care	Asses Management - Ergonomics Improvements	12,010	Rothman Business Interiors				2,547	5,496		3,117	850							12,010	
Office Space for Electronic Tech.	Work Flow and Communication Improvements	25,863	Yourway Const, / Circulating Air	-	-					25,863								25,863	
Valve Exercising Truck	Equipment Replacement	122,277	Wondries / CTEC	-	-					122,277								122,277	
New Vehicle - Durango	Equipment Replacement	32,184	Victorville Motors	-	-			32,184										32,184	
Surveying / GIS Equipment	Equipment Replacement	17,799	Allen Associates, Inc.	-	-				17,799									17,799	
Fleet Lighting Improvements	Safety	10,000	PWD	1,500	-						6,000	1,500	2,500					10,000	
Generator/Engine Emissions - 25th and 45th Booster Sta.	Regulatory	20,000	Emission Complaint Controls							4,526								4,526	
ARC Flash	Safety	137,500	Carollo	-	-	6,020					26,296	26,296	26,296	26,296	26,296			137,500	
AC Pipe Disposal	Safety / Regulatory Compliance	26,875	Alliance	-	26,875													-	
Lobby Design	Customer Service Improvement / Feasibility Design	56,600	ITZEN	49,344	-	4,650						2,606						7,256	
Subtotal		1,887,109		495,895	88,911	96,367	307,036	44,785	82,361	236,008	220,956	115,113	38,796	26,296	123,296	-	347,629	1,638,643	582,380

Water Quality Fee Funded Projects																		
Project Title	Project Type	Contract	Vendor/Contractor/Consultant	Jan - Nov, 2015	Dec, 2015	Jan	Feb	Mar	Apr	May	Jun	Jul	Aug	Sep	Oct	Nov	Dec	2016 Total
GAC Replacement - WTP	Water Quality Improvement / Regulatory	655,135	Calgon Carbon	573,109				275,135					190,000			190,000		655,135
GAC Replacement - WTP AC1230CX Reactivated	Water Quality Improvement / Regulatory	183,200	Evoqua	298,286			183,200											183,200
GAC Replacement - Underground Booster	Water Quality Improvement / Regulatory	62,730	Evoqua			62,730												62,730
Subtotal		901,065		871,395	-	62,730	183,200	275,135	-	-	-	-	190,000	-	-	190,000	-	901,065

Budgeted - Not Committed (Projected Expenses)																		
Project Title	Project Type	Estimate	Vendor/Contractor/Consultant	Jan - Nov, 2015	Dec, 2015	Jan	Feb	Mar	Apr	May	Jun	Jul	Aug	Sep	Oct	Nov	Dec	2016 Total
Meter Replacement Program	Asset Management - Equipment Replacement	600,000	TBD									200,000	200,000	200,000				600,000
Water Main and Service Line Replacement Projects	Asset Management - Infrastructure Replacement	230,000	TBD										130,000		75,000	25,000		230,000
Water System Master Plan - CEQA	Planning / Regulatory	75,000	TBD										25,000	15,000	25,000	10,000		75,000
WTP Security - Feasibility and Phase 1	Asset Management - Equipment Replacement	25,000	TBD									10,000	15,000					25,000
Drainage Improvements @ WTP	Asset Management - Site Improvements	50,000	TBD	-	-								50,000					50,000
Recharge and Recovery Project Pilot	Water Supply Project / Planning	203,000	TBD												100,000	103,000		203,000
Conference Room Projectors - Installation	Asset Management - Equipment Replacement	10,000	TBD								10,000							10,000
Entry Way Building @ WTP	Safety	10,000	TBD										10,000					10,000
Subtotal		1,203,000			-	-	-	-	-	-	10,000	210,000	430,000	215,000	200,000	138,000	-	1,203,000

Water Revenue Bond - Series 2013A

Updated: May 31, 2016

Project	Work Order	Description	Allocated Based on Bond	Contractual Commitment	Payout to Date	Grant Funds/Operating Budget	Uncommitted Bond \$
Spec. 1204	603-12	Ave. Q - Q-3, Division and Sumac	\$ 725,000	\$ 765,085	\$ 765,085	\$ -	\$ (40,085)
Spec. 1201	606-11	20th, Puerta, Sweetbriar, and 22nd St. E.	\$ 1,450,000	\$ 1,487,261	\$ 1,487,261	\$ -	\$ (37,261)
Spec. 1205	605-12	Frontier, 31st St. E., etc. between Ave. Q and Q-4	\$ 1,200,000	\$ 1,291,539	\$ 1,291,539	\$ 485,000	\$ (91,539)
Spec. 1207	607-12	10th St. E. between Ave. P and Palmdale Blvd.	\$ 1,400,000	\$ 1,327,806	\$ 1,327,806	\$ -	\$ 72,194
LRDSR	501-04	Littlerock Sediment Removal (EIR/EIS/Permits)	\$ 975,000	\$ 645,443	\$ 555,319	\$ -	\$ 329,557
LCGRRP	400-12	Littlerock Recharge and Recovery (Feasibility)	\$ 1,500,000	\$ 769,891	\$ 769,891	\$ -	\$ 730,109
UAR	TBD	Upper Amargosa Recharge (Project Capacity)	\$ 1,250,000	\$ 1,250,000	\$ 93,380	\$ 445,009	\$ -
Spec. 0905	601-09	15th St. E. between Ave. P and Ave. Q (Material)	\$ -	\$ 362,984	\$ 362,984	\$ -	\$ (362,984)
PRGRRP	501-04	Palmdale Regional Recharge and Recovery (Permits)	\$ -	\$ 1,530,000	\$ 1,186,755		\$ (1,530,000)
Totals:			\$ 8,500,000	\$ 9,430,009	\$ 7,840,021	\$ 930,009	\$ (930,009)

Requisition No.	Payee	Date Approved	Invoice No.	Project	Payment Amount
2	Issuance Costs	Jul 8, 2013	N/A	WRB	\$ 24,815.84
3	BV Construction - Progress Payment #1	Jul 9, 2013	1	Spec. 1204	\$ 98,552.53
4	JT Eng. - Design Progress Payment	Jul 17, 2013	5187	Spec. 1207	\$ 9,108.00
5	BV Construction - Progress Payment #2	Aug 5, 2013	2	Spec. 1204	\$ 145,175.44
6	BV Construction - Progress Payment #3-4	Sep 4, 2013	3 and 4	Spec. 1204	\$ 167,790.43
7	Aspen - EIR/EIS Progress Payment	Sep 30, 2013	1116.002-01	LRDSR	\$ 18,499.60
8	BV Construction - Progress Payment #5	Sep 30, 2013	5	Spec. 1204	\$ 46,862.08
9	BV Construction - Progress Payment #6	Oct 24, 2013	6	Spec. 1204	\$ 51,052.05
10	Aspen - EIR/EIS Progress Payment	Oct 24, 2013	1116.002-02	LRDSR	\$ 8,410.32
11	BV Construction - Progress Payment #7	Nov 7, 2013	7	Spec. 1204	\$ 87,960.50
12	BV Construction - Progress Payment #8	Dec 4, 2013	8	Spec. 1204	\$ 70,650.08
13	Aspen - EIR/EIS Progress Payment	Dec 4, 2013	1116.002-03	LRDSR	\$ 11,054.97
14	Kennedy/Jenks - Progress Payment	Jan 2, 2014	78236	LCGRRP	\$ 24,066.25
14	BV Construction - Progress Payment #1	Jan 2, 2014	1	Spec. 1201	\$ 29,925.00
14	BV Construction - Progress Payment #9	Jan 2, 2014	9	Spec. 1204	\$ 58,787.84
14	Aspen - EIR/EIS Progress Payment	Jan 2, 2014	1116.002-04	LRDSR	\$ 36,178.95
14	JT Eng. - Design Progress Payment	Jan 2, 2014	5200	Spec. 1207	\$ 9,518.00
15	BV Construction - Progress Payment #2 & #3	Jan 21, 2014	2 & 3	Spec. 1201	\$ 114,095.00
16	Aspen - EIR/EIS Progress Payment	Feb 24, 2014	1116.002-05	LRDSR	\$ 4,917.47
16	BV Construction - Progress Payment #4 & #5	Feb 24, 2014	4 & 5	Spec. 1201	\$ 131,743.15
17	BV Construction - Retention Payment	Mar 3, 2014	10	Spec. 1204	\$ 38,254.26
17	Kennedy/Jenks - Progress Payment	Mar 3, 2014	79010 & 80391	LCGRRP	\$ 113,652.66
18	BV Construction - Progress Payment #6	Mar 31, 2014	6	Spec. 1201	\$ 126,834.50
18	Aspen - EIR/EIS Progress Payment	Mar 31, 2014	1116.002-06 and 07	LRDSR	\$ 17,080.04
19	Kennedy/Jenks - Progress Payment	Apr 16, 2014	78236	LCGRRP	\$ 28,228.60
19	BV Construction - Progress Payment #7	Apr 16, 2014	7	Spec. 1201	\$ 252,741.80
20	BV Construction - Progress Payment #8	May 15, 2014	8	Spec. 1201	\$ 69,825.00
20	Aspen - EIR/EIS Progress Payment	May 15, 2014	1116.002-08	LRDSR	\$ 33,388.96
20	Kennedy/Jenks - Progress Payment	May 15, 2014	82422 & 80900	LCGRRP	\$ 135,858.74
21	BV Construction - Progress Payment #9	Jun 4, 2014	9	Spec. 1201	\$ 67,260.00
21	Aspen - EIR/EIS Progress Payment	Jun 4, 2014	1116.002-09	LRDSR	\$ 31,845.93
22	BV Construction - Progress Payment #10	Jun 30, 2014	10	Spec. 1201	\$ 139,498.00
23	Kennedy/Jenks - Progress Payment	Jun 30, 2014	83735	LCGRRP	\$ 30,172.21
23	Aspen - EIR/EIS Progress Payment	Jun 30, 2014	1116.002-10	LRDSR	\$ 10,672.32
24	BV Construction - Progress Payment #11	Jul 21, 2014	11	Spec. 1201	\$ 141,217.50
24	Kennedy/Jenks - Progress Payment	Jul 21, 2014	84147	LCGRRP	\$ 26,431.83
24	Aspen - EIR/EIS Progress Payment	Jul 21, 2014	1116.002-11	LRDSR	\$ 6,274.20

25	BV Construction - Progress Payment #12	Aug 19, 2014	12	Spec. 1201	\$ 84,386.60
25	Aspen - EIR/EIS Progress Payment	Aug 19, 2014	1116.002-12	LRDSR	\$ 11,115.51
26	BV Construction - Progress Payment #13	Sept 10, 2014	13	Spec. 1201	\$ 47,654.85
26	Aspen - EIR/EIS Progress Payment	Sept 10, 2014	1116.002-13	LRDSR	\$ 37,715.30
27	BV Construction - Progress Payment #14	Sept 29, 2014	14	Spec. 1201	\$ 122,741.90
27	PWD - Reimbursement	Sept 29, 2014	N/A	Spec. 0905	\$ 260,611.31
28	Cedro Construction - Progress Payment #1	Oct 14, 2014	1	Spec. 1207	\$ 310,752.41
28	City of Palmdale - Recharge Project	Oct 14, 2014	PWD-2014	UAR	\$ 38,402.47
29	Aspen - EIR/EIS Progress Payment	Oct 23, 2014	1116.002-14	LRDSR	\$ 56,223.72
29	Kennedy/Jenks - Progress Payment	Oct 23, 2014	87036	LCGRRP	\$ 80,732.32
30	BV Construction - Progress Payment #15	Nov 12, 2014	15	Spec. 1201	\$ 84,974.65
30	Aspen - Bio and Cultural Report	Nov 12, 2014	3277.001-01	Spec. 1205	\$ 10,608.08
30	Cedro Construction - Progress Payment #2	Nov 12, 2014	2	Spec. 1207	\$ 195,802.84
31	ANM Construction - Paving	Nov 17, 2014	011115-1	Spec. 0905	\$ 102,373.00
32	Aspen - Bio and Cultural Report	Nov 26, 2014	3277.001-02	Spec. 1205	\$ 1,147.81
32	Aspen - EIR/EIS Progress Payment	Nov 26, 2014	1116.002-15	LRDSR	\$ 76,161.79
33	Kennedy/Jenks - Progress Payment	Dec 29, 2014	88741	LCGRRP	\$ 71,831.14
33	BV Construction - Progress Payment #16 (Retention)	Dec 29, 2014	16 - Retention	Spec. 1201	\$ 74,363.05
33	Aspen - EIR/EIS Progress Payment	Dec 29, 2014	1116.002-16	LRDSR	\$ 6,136.99
34	Cedro Construction - Progress Payment #3	Jan 7, 2015	3	Spec. 1207	\$ 294,189.21
35	BV Construction - Progress Payment #1	Jan 26, 2015	1	Spec. 1205	\$ 152,445.08
35	Aspen - EIR/EIS Progress Payment	Jan 26, 2015	1116.002-17	LRDSR	\$ 13,105.63
36	Kennedy/Jenks - Progress Payment	Feb 2, 2015	89538	LCGRRP	\$ 78,066.17
37	BV Construction - Progress Payments #2 and #3	Feb 19, 2015	2 and 3	Spec. 1205	\$ 195,962.20
37	Aspen - EIR/EIS Progress Payment	Feb 19, 2015	1116.002-18	LRDSR	\$ 8,814.60
38	BV Construction - Progress Payment #4	Mar 9, 2015	4	Spec. 1205	\$ 123,500.00
38	Cedro Construction - Progress Payment #4	Mar 9, 2015	4	Spec. 1207	\$ 70,371.25
39	BV Construction - Progress Payment #5	Mar 31, 2015	5	Spec. 1205	\$ 144,210.00
39	Aspen - EIR/EIS Progress Payment	Mar 31, 2015	1116.002-19	LRDSR	\$ 12,057.52
39	Kennedy/Jenks - Progress Payment	Mar 31, 2015	90983	LCGRRP	\$ 134,407.47
40	Cedro Construction - Progress Payment #5	Apr 13, 2015	5	Spec. 1207	\$ 116,680.99
41	BV Construction - Progress Payment #6	Apr 27, 2015	6	Spec. 1205	\$ 125,003.43
41	Aspen - EIR/EIS Progress Payment	Apr 27, 2015	1116.002-20	LRDSR	\$ 7,540.62
42	Cedro Construction - Progress Payment #6	May 19, 2015	6	Spec. 1207	\$ 103,592.13
43	BV Construction - Progress Payment #7	Jun 8, 2015	7	Spec. 1205	\$ 72,296.90
43	Aspen - Native American Monitoring	Jun 8, 2015	3277.001-03	Spec. 1205	\$ 7,702.52
43	Aspen - EIR/EIS Progress Payment	Jun 8, 2015	1116.002-21	LRDSR	\$ 44,109.14
44	Aspen - EIR/EIS Progress Payment	Jun 23, 2015	1116.002-22	LRDSR	\$ 34,285.59
44	Cedro Construction - Progress Payment #7	Jun 23, 2015	7	Spec. 1207	\$ 60,299.73
45	BV Construction - Progress Payment #8	Jul 15, 2015	8	Spec. 1205	\$ 111,492.00
45	Kennedy/Jenks - Progress Payment	Jul 15, 2015	93555	LCGRRP	\$ 46,443.99
45	Kennedy/Jenks - Progress Payment	Jul 15, 2015	93556	PRGRRP	\$ 251,714.21
46	Aspen - EIR/EIS Progress Payment	Jul 21, 2015	1116.002-23	LRDSR	\$ 16,484.80
46	Aspen - Native American Monitoring	Jul 21, 2015	3277.001-04	Spec. 1205	\$ 4,152.75
46	City of Palmdale - Recharge Project	Jul 21, 2015	PWD-2015	UAR	\$ 54,977.18
47	BV Construction - Progress Payment #9	Aug 11, 2015	9	Spec. 1205	\$ 107,542.76
47	Kennedy/Jenks - Progress Payment	Aug 11, 2015	94435	PRGRRP	\$ 238,422.35
48	Aspen - EIR/EIS Progress Payment	Sept 14, 2015	1116.002-24	LRDSR	\$ 9,024.21
48	Cedro Construction - Final Payment/Retention	Sept 14, 2015	Final Retention	Spec. 1207	\$ 157,491.76
49	Aspen - EIR/EIS Progress Payment	Sept 28, 2015	1116.002-25	LRDSR	\$ 1,034.50
49	Kennedy/Jenks - Progress Payment	Sept 28, 2015	95632	PRGRRP	\$ 190,705.91
50	Aspen - Native American Monitoring	Oct. 12, 2015	3277.001-05	Spec. 1205	\$ 5,581.50
50	BV Construction - Progress Payment #10	Oct. 12, 2015	10	Spec. 1205	\$ 92,241.20
51	Aspen - Native American Monitoring	Nov. 4, 2015	3277.001-06	Spec. 1205	\$ 4,707.50

51	Kennedy/Jenks - Progress Payment	Nov. 4, 2015	96460	PRGRRP	\$ 129,704.49
52	Aspen - Native American Monitoring	Dec. 28, 2015	96461	Spec. 1205	\$ 3,013.50
52	Kennedy/Jenks - Progress Payment	Dec. 28, 2015	97775	PRGRRP	\$ 159,241.36
53	Kennedy/Jenks - Progress Payment	Jan. 21, 2016	98545	PRGRRP	\$ 67,612.54
53	Aspen - EIR/EIS Progress Payment	Jan. 21, 2016	1116.002-25 & 27	LRDSR	\$ 3,751.40
54	BV Construction - Progress Payment #11	Feb. 3, 2016	11	Spec. 1205	\$ 67,200.17
55	BV Construction - Retention Payment	Feb. 23, 2016	Retention	Spec. 1205	\$ 62,731.78
55	Kennedy/Jenks - Progress Payment	Feb. 23, 2016	99318	PRGRRP	\$ 58,537.45
56	Aspen - EIR/EIS Progress Payment	Mar. 28, 2016	1116.003-01	LRDSR	\$ 33,898.64
56	Kennedy/Jenks - Progress Payment	Mar. 28, 2016	99918	PRGRRP	\$ 57,193.72
57	Kennedy/Jenks - Progress Payment	Apr. 19, 2016	100572	PRGRRP	\$ 7,364.72
58	Aspen - EIR/EIS Progress Payment	May 23, 2016	1116.003-02	LRDSR	\$ 5,535.88
58	Kennedy/Jenks - Progress Payment	May 23, 2016	101354	PRGRRP	\$ 26,258.21

P A L M D A L E W A T E R D I S T R I C T
B O A R D M E M O R A N D U M

DATE: June 2, 2016 **June 8, 2016**
TO: BOARD OF DIRECTORS **Board Meeting**
FROM: Mr. Matthew R. Knudson, Assistant General Manager
VIA: Mr. Dennis D. LaMoreaux, General Manager
RE: ***AGENDA ITEM NO. 7.4 – CONSIDERATION AND POSSIBLE ACTION
ON THE OUTREACH PLAN FOR THE PALMDALE REGIONAL
GROUNDWATER RECHARGE AND RECOVERY PROJECT.***

Katz and Associates (Katz) will be giving a presentation to the Board that will provide a summary of various outreach messaging the District has provided and being planned in preparation of developing the Palmdale Regional Groundwater Recharge and Recovery Project. The outreach efforts will focus on informing the public on the benefits of the District's Palmdale Regional Groundwater Recharge and Recovery Project, as well as provide confidence to the public that the project is a safe, responsible, and economical option to ensure a reliable water supply for our existing and future customers.

Katz is currently under contract as a sub-consultant to Kennedy/Jenks Consultants to provide public outreach support on the strategy, materials, meeting logistics planning and facilitation, and public involvement documentation. An overarching goal of the public presentations and outreach is to expand the understanding of local water issues, solutions, and the District's role in implementation.

Staff and Katz will be seeking input and recommendations from the Board on ways to ensure the District is delivering the message and getting feedback from the community on this exciting local water supply project.

**PALMDALE
WATER DISTRICT
BOARD MEMORANDUM**

DATE: May 26, 2016 **June 8, 2016**
TO: BOARD OF DIRECTORS **Board Meeting**
FROM: Mr. Dennis LaMoreaux, General Manager
RE: *AGENDA ITEM NO. 7.5 – CONSIDERATION AND POSSIBLE ACTION ON AB1755, THE OPEN AND TRANSPARENT WATER DATA ACT, AND AB2304, AN ACT TO ADD CHAPTER 7.5 (COMMENCING WITH SECTION 485) TO DIVISION 1 OF THE WATER CODE RELATING TO WATER.*

Attached is a copy of AB1755 and AB2304 along a history for the bills. Staff has no recommendation on this item.

Supporting Documents:

- AB1755
- AB1755 Assembly Floor Vote and History
- AB2304
- AB2304 History and Analysis

AMENDED IN ASSEMBLY MAY 11, 2016

AMENDED IN ASSEMBLY APRIL 5, 2016

AMENDED IN ASSEMBLY MARCH 1, 2016

CALIFORNIA LEGISLATURE—2015–16 REGULAR SESSION

ASSEMBLY BILL

No. 1755

Introduced by Assembly Member Dodd

February 2, 2016

An act to add Part 4.9 (commencing with Section 12400) to Division 6 of the Water Code, relating to water data.

LEGISLATIVE COUNSEL’S DIGEST

AB 1755, as amended, Dodd. The Open and Transparent Water Data Act.

Existing law imposes on the Department of Water Resources various duties with respect to water in the state. Under existing law, the State Water Resources Control Board administers a water rights program pursuant to which the state board grants permits and licenses to appropriate water. Existing law regulates water transfers and authorizes a permittee or licensee to change the point of diversion, place of use, or purpose of use due to a transfer or exchange of water or water rights if certain conditions are met.

This bill would enact the Open and Transparent Water Data Act. The act would require the ~~department~~ *department*, by January 1, 2018, to establish a public benefit corporation that would create and manage (1) *create, operate, and maintain* a statewide *integrated water information* system to improve the ability of the state to meet the growing demand for water supply reliability and healthy ecosystems, *data platform* that, among things, would integrate existing water *and ecological* data

information from multiple databases and ~~(2) an online water transfer information clearinghouse to report on water transactions that would include a database with information~~ *provide data* on completed water transfers, a public forum to exchange information on water market issues, and information to assist proponents with the water transfer approval processes. *transfers and exchanges.*

The act would require the department, the state board, and the Department of Fish and Wildlife to develop protocols for data sharing, documentation, quality control, public access, and promotion of ~~open source~~ *open-source* platforms and decision support tools related to water data and to submit to the Legislature a report on those protocols. The act would specify that a recipient of state funds for research or projects relating to the improvement of water data shall adhere to those protocols or be ineligible for state funding.

The act would create the ~~Water Information System Data~~ Administration Fund. The act would specify that moneys in the fund would be available, upon appropriation, to the ~~department~~ *department, the state board, and the Department of Fish and Wildlife* for the improvement of water data and for ~~the~~ *certain other* purposes of the act.

Vote: majority. Appropriation: no. Fiscal committee: yes.
State-mandated local program: no.

The people of the State of California do enact as follows:

1 SECTION 1. Part 4.9 (commencing with Section 12400) is
2 added to Division 6 of the Water Code, to read:

3
4 PART 4.9. THE OPEN AND TRANSPARENT WATER DATA
5 ACT

6
7 CHAPTER 1. GENERAL PROVISIONS

8
9 12400. This part shall be known, and may be cited, as the Open
10 and Transparent Water Data Act.

11 12401. The Legislature finds and declares all of the following:
12 (a) The recent drought reveals that California needs ~~a real-time,~~
13 ~~accessible statewide water information system to integrate existing~~
14 *water and ecological data into an authoritative open-access*
15 *platform to help water managers operate California's water system*

1 more effectively and help water users make informed decisions
2 based on water availability and allocation.

3 ~~(b) California has a number of databases containing information~~
4 ~~on hydrology, biology, water quality, the physical environment,~~
5 ~~and water rights and use. The passage of the Sustainable~~
6 ~~Groundwater Management Act (Part 2.74 (commencing with~~
7 ~~Section 10720)) will result in more data on groundwater use and~~
8 ~~availability. Unfortunately, current water data is often challenging~~
9 ~~to obtain, outdated, and not always readily available to water~~
10 ~~managers and the public due to its collection by numerous entities~~
11 ~~and storage in disparate databases that often rely on tools that do~~
12 ~~not keep pace with technological advances.~~

13 ~~(c) The need to account for California's water is essential, yet~~
14 ~~water managers must make decisions about water resources while~~
15 ~~relying on outdated and incomplete information. A greater~~
16 ~~understanding of and ability to access existing water data will~~
17 ~~support more timely and science-based decisions related to water~~
18 ~~planning, water allocations, water transfers, and water use~~
19 ~~efficiency that will lead California to a more sustainable water~~
20 ~~future.~~

21 ~~(d) On October 2, 2015, the Delta Stewardship Council released~~
22 ~~a white paper entitled "Enhancing the Vision for Managing~~
23 ~~California's Environmental Information." The white paper and the~~
24 ~~Environmental Data Summit were a collaborative effort of the~~
25 ~~Delta Stewardship Council and its Delta Science Program, the~~
26 ~~Department of Water Resources, the Sacramento-San Joaquin~~
27 ~~Delta Conservancy, the State Water Resources Control Board, the~~
28 ~~Department of Fish and Wildlife, the San Francisco Estuary~~
29 ~~Institute, the State and Federal Contractors Water Agency, and 34~~
30 ~~North. The white paper recommended four necessary actions to~~
31 ~~achieve the goal of streamlining the collaboration of huge amounts~~
32 ~~of environmental data between various state and federal agencies~~
33 ~~and identified the need for new policies for managing California's~~
34 ~~large amounts of data: development of a system where data could~~
35 ~~be accessed from a centralized source, implementing new methods~~
36 ~~for clear documentation of existing data, and developing business~~
37 ~~models that will better facilitate the management of data.~~

38 ~~(e) The California Water Plan Update 2013, Volume 1, Chapter~~
39 ~~6, entitled "Integrated Data and Analysis: Informed and Transparent~~
40 ~~Decision-Making," describes key actions needed to improve water~~

resources information and analysis for integrated water management and urges agencies that collect data to work together to prioritize and align water resources information that is collected by multiple agencies.

(f) The California Water Action Plan recognizes the need to take bold action to transfer the state's water management system to face the challenges of the 21st century. Climate change, population growth, and vulnerable ecosystems create greater uncertainty in future water availability. To address these challenges California needs to do both of the following:

(1) Invest in a 21st century water management system that can adapt to wide variations in rainfall.

(2) Safeguard and restore California's freshwater ecosystems so they can withstand variations in climate and competing demands for water.

(g) Standards for transparent access to data have changed with the public demanding real-time information on demand. However, the demand for available data currently outstrips the ability to deliver information to water managers and the public.

(h) Clear data standards and protocols help to promote compatibility among datasets, allowing for sharing, aggregation, and analysis by multiple groups.

(i) Metadata summarizes basic information about data, which can make finding and working with particular data easier. Clear documentation of metadata avoids misunderstandings, reduces disputes, and increases the effectiveness of management decisions.

(b) State and federal leadership, increased awareness by business, governmental, and nongovernmental organizations through open and transparent access to data, and improved technology and availability of open-source platforms create a unique opportunity that California should seize upon to integrate and increase access to existing water data.

(c) California is working to increase access to water data collected by state agencies. The state board is piloting a project to make water quality datasets available online through an open data portal. The portal creates an opportunity to foster collaboration among state agencies, share and integrate existing datasets, improve state agency operations through data-driven decisionmaking, and improve transparency and accountability.

1 (d) State agencies should promote openness and interoperability
2 of water data. Making information accessible, discoverable, and
3 usable by the public can foster entrepreneurship, innovation, and
4 scientific discovery.

5 (j)

6 (e) Water data and research that is gathered using state funds
7 should be made publicly accessible. State delegation of data
8 management to contractors should not result in the public losing
9 access to its own information.

10 (k)

11 (f) The availability of cheap and open-source tools could help
12 produce an makes it easier to access and explore water and
13 ecological data and could facilitate the creation of an online
14 integrated water transfer information clearinghouse data platform
15 without the need to create an expensive new centralized database.

16 (l) An effective water market is one of several water
17 management tools needed to improve the state's water supply
18 reliability.

19 12402. Unless the context otherwise requires, the following
20 definitions govern the construction of this part:

21 (a) "Clearinghouse" means the online water transfer information
22 clearinghouse created pursuant to Section 12415.

23 (b)

24 (a) "Department" means the Department of Water Resources.

25 (c)

26 (b) "Metadata" means data that describes data.

27 (d) "NGO" means a nongovernmental organization.

28 (c) "Platform" means the statewide integrated water data
29 platform described in Section 12415.

30 (e)

31 (d) "State board" means the State Water Resources Control
32 Board.

33 (f) "Water information system" means the statewide water
34 information system created pursuant to Section 12410.

1 CHAPTER 2. PUBLIC BENEFIT CORPORATION PARTICIPATION
2 STATEWIDE WATER DATA INTEGRATION

3
4 Article 1. General Provisions
5

6 ~~12405. (a) The department shall establish a public benefit~~
7 ~~corporation to house, manage, and oversee the statewide water~~
8 ~~information system created pursuant to Section 12410 and the~~
9 ~~online water transfer information clearinghouse created pursuant~~
10 ~~to Section 12415.~~

11 ~~(b) The public benefit corporation may, notwithstanding any~~
12 ~~other law and not subject to otherwise applicable provisions of the~~
13 ~~Government Code and Public Contract Code, operate the water~~
14 ~~information system and the clearinghouse on its own, through a~~
15 ~~third party, or by engaging the services of private consultants,~~
16 ~~educational institutions, and NGOs to render professional and~~
17 ~~technical assistance with and advice for carrying out creation and~~
18 ~~management activities.~~

19 ~~(c) To the extent permitted by federal law, the public benefit~~
20 ~~corporation may receive gifts, grants, or donations of moneys from~~
21 ~~any agency of the federal government, any agency of the state, or~~
22 ~~any municipality, county, or other political subdivision thereof, or~~
23 ~~from any individual, association, foundation, or corporation for~~
24 ~~achieving any of the purposes of this part. These moneys shall be~~
25 ~~deposited in the Water Information System Administration Fund~~
26 ~~created pursuant to Section 12425.~~

27 *12405. The department, the state board, and the Department*
28 *of Fish and Wildlife shall coordinate and integrate existing water*
29 *and ecological data from local, state, and federal agencies. The*
30 *purposes for integrating water and ecological data are to provide*
31 *adequate information to implement the Sustainable Groundwater*
32 *Management Act (Part 2.74 (commencing with Section 10720)),*
33 *improve the management of the state's water resources, and bring*
34 *greater transparency to water transfers and the market.*

35 *12406. (a) The department, the state board, and the*
36 *Department of Fish and Wildlife shall develop protocols for data*
37 *sharing, documentation, quality control, public access, and*
38 *promotion of open-source platforms and decision support tools*
39 *related to water data. The agencies shall develop and submit to*
40 *the Legislature, in compliance with Section 9795 of the Government*

1 *Code and before the establishment of a statewide integrated water*
2 *data platform pursuant to Section 12410, a report describing these*
3 *protocols. The report shall be developed in collaboration with*
4 *relevant federal agencies and interested stakeholders, including,*
5 *but not limited to, technology and open data experts and water*
6 *data users.*

7 *(b) Grant recipients for research or projects relating to the*
8 *improvement of water data that receive state funds shall adhere*
9 *to the protocols developed by state agencies pursuant to*
10 *subdivision (a) for data sharing, transparency, documentation,*
11 *and quality control.*

12 *(c) A researcher or grant recipient that does not comply with*
13 *subdivision (b) is not eligible for state funding until the researcher*
14 *or grant recipient complies with those requirements.*

15
16 *Article 2. Statewide Integrated Water Data Platform Creation*
17

18 *12410. (a) The department shall create, operate, and maintain*
19 *a statewide integrated water data platform in accordance with*
20 *Section 12415 by January 1, 2018.*

21 *(b) The department may partner with an existing nonprofit*
22 *organization, or with a new nonprofit organization that the*
23 *department creates, organized under paragraph (3) of subsection*
24 *(c) of Section 501 of Title 26 of the United States Code, or may*
25 *partner with another state agency, to create, operate, and maintain*
26 *the platform.*

27 *(c) Notwithstanding subdivision (a), the department may enter*
28 *into an agreement with an existing nonprofit organization, or with*
29 *a new nonprofit organization that the department creates,*
30 *organized under paragraph (3) of subsection (c) of Section 501 of*
31 *Title 26 of the United States Code, for that nonprofit organization*
32 *to create, operate, and maintain the platform.*

33 *(d) A nonprofit organization that participates in creating,*
34 *operating, or maintaining the platform may receive public funds,*
35 *court-ordered mitigation funds, or other funds to assist in carrying*
36 *out the responsibilities for integrating and managing existing water*
37 *and ecological data as described in Section 12415.*

Article 2.3. Statewide *Integrated Water Information System*
Data Platform Features

~~12410. (a) The public benefit corporation established pursuant to Section 12405 shall establish a statewide water information system to improve the ability of the state to meet the growing demand for water supply reliability and healthy ecosystems. The public benefit corporation shall create the water information system in collaboration with state and federal agencies, water data users, and water experts.~~

~~(b) The water information system~~

12415. The statewide integrated water data platform created pursuant to Section 12410 shall, at a minimum, do all of the following:

~~(1)~~

~~(a) Integrate existing water and ecological data information from multiple autonomous databases managed by federal, state, and local agencies and academia using consistent and standardized formats.~~

~~(2)~~

~~(b) Integrate, at a minimum, the following datasets:~~

~~(A)~~

~~(1) The department's information on State Water Project reservoir operations, groundwater use, and groundwater levels through California Statewide Groundwater Elevation Monitoring (CASGEM), urban water use, and land use.~~

~~(B)~~

~~(2) The state board's data on water rights, water diversions, and water quality through California Environmental Data Exchange Network (CEDEN).~~

~~(C)~~

~~(3) The Department of Fish and Wildlife's information on fish abundance and distribution.~~

~~(D)~~

~~(4) The United States Geological Survey's streamflow conditions information through the National Water Information System.~~

~~(E)~~

~~(5) The United States Bureau of Reclamation's federal Central Valley Project operations information.~~

~~(F)~~

(6) The United States Fish and Wildlife Service's, United States Forest Service's, and National Oceanic and Atmospheric Administration Fisheries' fish abundance information.

(c) *Provide data on completed water transfers and exchanges, including publicly available or voluntarily provided data on the volume, price, and delivery method, identity of the buyers and sellers, and the water right associated with the transfer or exchange.*

~~(3) Incorporate~~

(d) *Provide clear and careful documentation of data quality and data formats through metadata.*

~~(4)~~

(e) Adhere to data protocols developed by state agencies pursuant to ~~Section 12420~~. *12406.*

~~(5)~~

(f) Be able to receive both spatial and time series data from various sources.

~~(6)~~

(g) Enable custom dashboards, visualizations, graphing, and analysis.

~~Article 3. Online Water Transfer Information Clearinghouse~~

~~12415. (a) The public benefit corporation established pursuant to Section 12405 shall establish an online water transfer information clearinghouse to report on water transactions that shall include all of the following:~~

~~(1) A database with information on completed water transfers.~~

~~(2) A public forum to exchange information on water market issues.~~

~~(3) Information to assist proponents with the water transfer approval processes.~~

~~(b) The public benefit corporation shall not arrange, coordinate, negotiate, or approve proposed water transfers through the online water transfer information clearinghouse.~~

~~(c) The public benefit corporation shall not publish information about proposed water transfers, except for information published by the state board or other government agency, including, but not~~

1 limited to, information publicly available on a government agency
2 Internet Web site.

3
4 CHAPTER 3. STATE AGENCY RESPONSIBILITIES

5
6 12420. (a) The department, the state board, and the Department
7 of Fish and Wildlife shall develop an open, transparent process to
8 develop protocols for data sharing, documentation, quality control,
9 public access, and promotion of open source platforms and decision
10 support tools related to water data. The agencies shall develop and
11 submit to the Legislature, in compliance with Section 9795 of the
12 Government Code and before the establishment of a statewide
13 water information system pursuant to Section 12410, a report
14 describing these processes and protocols.

15 (b) Grant recipients for research or projects relating to the
16 improvement of water data that receive state funds shall adhere to
17 the protocols developed by state agencies pursuant to subdivision
18 (a) for data sharing, transparency, documentation, and quality
19 control.

20 (c) A researcher or grant recipient that does not comply with
21 subdivision (b) is not eligible for state funding until the researcher
22 or grant recipient complies with those requirements.

23
24 CHAPTER 4.3. WATER INFORMATION SYSTEM DATA
25 ADMINISTRATION FUND

26
27 12425.

28 12420. The Water Information System Data Administration
29 Fund is hereby created. All moneys in the fund are available, upon
30 appropriation, to the ~~department~~ *department, the state board, or*
31 *the Department of Fish and Wildlife* for the improvement of water
32 data, including installing stream gauges and maintaining stream
33 gauge networks, and for the purposes of this part, including, but
34 not limited to, maintaining surface water and groundwater
35 monitoring networks, establishing and operating the public benefit
36 ~~corporation created data, for entering into an agreement with, or~~
37 *establishing, a nonprofit organization* pursuant to Section 12405,
38 12410, or creating, operating, or maintaining and updating the
39 statewide *integrated* water information system and online water
40 transfer information clearinghouse, data platform described in

1 *Section 12415, including the cost to verify data, and modernizing*
2 *water information databases.*

3 *12421. (a) (1) The department, the state board, or the*
4 *Department of Fish and Wildlife may enter into an agreement to*
5 *accept funds or services from any person, educational institution,*
6 *government entity, corporation or other business entity, or*
7 *organization for the maintenance, development, improvement, or*
8 *enhancement of a designated agencies' data, decision support*
9 *tools, or information technology projects. Under the direction of*
10 *the respective agency, the funds or services received shall*
11 *supplement, but not replace, existing resources for the*
12 *maintenance, development, improvement, or enhancement of*
13 *designated agency data, decision support tools, or information*
14 *technology systems. The respective agency and the sponsoring or*
15 *donating person, entity, government, or organization shall specify*
16 *in the agreement the level of service that is to be performed.*

17 *(b) Funds received pursuant to this section shall be deposited*
18 *in the Water Data Administration Fund created pursuant to Section*
19 *12420.*

BILL NUMBER: A.B. No. 1755 5-31-16 Assembly Floor Vote

AUTHOR: Dodd
TOPIC: The Open and Transparent Water Data Act.
DATE: 05/31/2016
LOCATION: ASM. FLOOR
MOTION: AB 1755 DODD Assembly Third Reading
(AYES 75. NOES 4.) (PASS)

AYES

Achadjian	Alejo	Travis	Allen	Arambula
Atkins	Baker	Bigelow	Bloom	
Bonilla	Bonta	Brown	Burke	
Calderon	Campos	Chang	Chau	
Chávez	Chiu	Chu	Cooley	
Cooper	Dababneh	Daly	Dodd	
Eggman	Frazier	Beth	Gaines	Gallagher
Cristina	Garcia	Eduardo	Garcia	Gatto
Gomez	Gonzalez	Gordon	Gray	Gipson
Hadley	Roger	Hernández	Holden	Irwin
Jones	Jones-Sawyer	Kim	Lackey	
Levine	Linder	Lopez	Low	
Maienschein	Mathis	Mayes	McCarty	
Medina	Melendez	Mullin	Nazarian	
Obernolte	O'Donnell	Olsen	Quirk	
Ridley-Thomas	Rodriguez	Salas	Santiago	
Steinorth	Mark	Stone	Thurmond	Ting
Wagner	Waldron	Weber	Wilk	
Williams	Wood	Rendon		

NOES

Brough Dahle Grove Harper

BILL NUMBER: A.B. No. 1755 HISTORY

AUTHOR : Dodd
TOPIC : The Open and Transparent Water Data Act.

TYPE OF BILL:

- Active
- Non-Urgency
- Non-Appropriations
- Majority Vote Required
- Non-State-Mandated Local Program
- Fiscal
- Non-Tax Levy

BILL HISTORY
2016

BILL NUMBER: A.B. No. 1755 ANALYSIS

Committee	Votes	Ayes	Noes
-----+-----+-----+-----			
Water	12-1	Levine, Bigelow,	Gallagher
		Dodd, Eggman,	
		Cristina Garcia,	
		Eduardo Garcia,	
		Gomez, Lopez, Medina,	
		Olsen, Salas,	
		Williams	
-----+-----+-----+-----			
Appropriations	19-0	Gonzalez, Bigelow,	

			Bloom, Bonilla,	
			Bonta, Calderon,	
			Chang, Daly, Eggman,	
			Eduardo Garcia,	
			Roger Hernández,	
			Holden, Jones,	
			Obernolte, Quirk,	
			Santiago, Wagner,	
			Weber, Wood	

SUMMARY: Establishes the Open and Transparent Water Data Act. Specifically, this bill:

- 1) Requires the Department of Water Resources (DWR), the State Water Resources Control Board (SWRCB) and the Department of Fish and Wildlife (DFW) to coordinate and integrate existing water and ecological data to provide adequate information to implement the Sustainable Groundwater Management Act (SGMA), improve water resource management, and bring greater transparency to the water transfer market.
- 2) Requires the DWR, SWRCB, and DFW to develop water data protocols to promote open-source platforms and decision support tools.
 - a) Requires recipients of state grant and research funds to comply with the protocols in order to be eligible for funding.

b) Requires the three agencies to submit a report to the Legislature before establishing the platform.

- 1) Requires DWR to create a data platform to integrate local, state, and federal data by January 2018. Allows DWR to contract with an existing nonprofit or create a nonprofit to manage the platform. Specifies minimum requirements and data sets to be included in the integrated data platform.
- 2) Creates the Data Administration Fund and makes funds available, upon appropriation to DWR, SWRCB, and DFW. Allows the three agencies to receive public or private funds, as specified to be deposited in the Fund.

EXISTING LAW:

- 1) Provides the DWR with responsibilities over data associated with the State Water Project, groundwater monitoring, urban water management, and land use.
- 2) Provides the SWRCB with responsibilities over data associated with water rights, water diversions, and water quality.
- 3) Provides the DFW with responsibilities over data associated with fish populations and locations.

FISCAL EFFECT: According to the Assembly Appropriations Committee, this bill would have:

- 1) Ongoing annual implementation and administrative costs of \$1.6 million including an ongoing annual professional services costs of between \$600,000 and \$750,000 associated with creating and maintaining the platform.
- 2) Increased DFW annual costs of \$930,000 for eight permanent intermittent staff to coordinate with DWR and SWRCB, collect and coordinate data, develop standards and policies, and build and manage data systems.

Increased ongoing annual costs of \$840,000 for SWRCB to coordinate with DWR and DFW to develop protocols for data sharing, report to the Legislature, and organize, mine, and analyze data. Increased contracting costs of \$450,000 one-time and \$200,000 ongoing for professional services.

This bill creates a fund and identifies potential funding sources, but does not include any actual funding. It is also

possible that since this bill does not clearly delegate responsibilities among the three agencies, the cost may be less due to duplicative estimates.

COMMENTS: California keeps numerous data sets on water from urban use to environmental use and everything in between. Those data sets are not coordinated and as a result do not produce a complete water information picture. The value of these numerous data sets is diminished by the fact that they are piecemeal and while they may address overlapping problems of supply, use, and efficiency, they are only valuable to the extent they touch on any specific area.

Having all water data in the state compiled and publicly available in a useable fashion could drive water policy innovation and produce many of the benefits that robust useable data have had on energy policy.

Analysis Prepared by: Ryan Ojakian / W., P., & W. / (916) 319-2096

AMENDED IN ASSEMBLY MAY 11, 2016

CALIFORNIA LEGISLATURE—2015–16 REGULAR SESSION

ASSEMBLY BILL

No. 2304

Introduced by Assembly Member Levine

February 18, 2016

An act to add Chapter 7.5 (commencing with Section 485) to Division 1 of the Water Code, relating to water.

LEGISLATIVE COUNSEL'S DIGEST

AB 2304, as amended, Levine. California Water Market ~~Exchange~~. *Clearinghouse*.

Existing law, the Costa-Isenberg Water Transfer Act of 1986, requires the Department of Water Resources to establish an ongoing program to facilitate the voluntary exchange or transfer of water and implement the various laws that pertain to water transfers. The act requires the department to create and maintain a list of entities seeking to enter into water supply transfers, leases, exchanges, or other similar arrangements and to maintain a list of the physical facilities that may be available to carry out water supply transfers. The act requires the department to prepare a water transfer guide with prescribed components.

~~This bill, on and after July 1, 2018, would establish the California Water Market Exchange, governed by a 5-member board, in Clearinghouse as an independent office within the Natural Resources Agency. Agency for the purpose of making the water transfer and exchange process more transparent and more efficient and to enhance access to voluntary water market transactions, as specified. This bill would require the market exchange, on or before December 31, 2017, clearinghouse, on or before December 31, 2018, to create a centralized water market platform on its Internet Web site that provides ready access~~

to information *that has been provided* about water available for transfer or ~~exchange~~. ~~exchange and information about the process for transferring or exchanging water. The bill would require the Secretary of the Natural Resources Agency to convene a Water Market Clearinghouse Task Force, composed as prescribed, and would require the task force to make recommendations to the clearinghouse, as specified. The bill, on or before December 31, 2018, would require the clearinghouse to consider and act upon the recommendations submitted by the task force in order to establish administrative procedures under which state agencies would more expediently act upon proposed water transfers or exchanges and would prioritize projects that provide environmental and community benefits or have a demonstrated history of minimal potential impact to other legal water users or instream beneficial uses. The bill would require the clearinghouse to work in collaboration with other state agencies to make necessary changes in the rules and regulations governing water transfers and exchanges. This bill, for bill would require all transfers and or exchanges of water occurring on or after January 1, 2018, would require the submission of certain data and information to the market exchange and 2020, that require conveyance across the Sacramento-San Joaquin Delta or result in conveyance of water from one watershed to another to be submitted to the clearinghouse and processed, as specified, and would require the payment of an administrative fee to the market exchange, clearinghouse for this processing, as specified. This bill would require the market exchange to develop specified procedures in consultation with federal, state, and local agencies. The bill, on or before December 31, 2018, would require the agency to create an Office of the Water Transfer Advocate within the clearinghouse and to appoint an advocate.~~

Vote: majority. Appropriation: no. Fiscal committee: yes.
State-mandated local program: no.

The people of the State of California do enact as follows:

- 1 SECTION 1. The Legislature finds and declares all of the
- 2 following:
- 3 (a) A more efficient water transfer process and a more
- 4 accessible water market can play important roles in reducing
- 5 uncertainty and water shortage impacts on the state's economy
- 6 now and in the future.

1 ***(b) The California Water Action Plan calls for making***
2 ***improvements to the water transfer process as part of a***
3 ***comprehensive, long-term water management policy.***

4 ***(c) While numerous water agencies and water users currently***
5 ***participate in the water market, water transfer processes are***
6 ***complex and water market information may not be readily***
7 ***available to the public and all potential sellers and buyers.***

8 ***(d) Providing greater transparency in and access to water***
9 ***marketing will provide a needed tool to increase water supplies***
10 ***by leveraging significant local and regional investments made***
11 ***over the past two decades to increase water supply reliability.***

12 ***(e) An enhanced water market, used in conjunction with***
13 ***investments in conveyance, water use efficiency, including water***
14 ***conservation and water recycling, surface and groundwater***
15 ***storage, desalination, and other strategies, will add to the water***
16 ***supplies that are available to help the state weather multiple years***
17 ***of drought and protect economic and environmental uses of water.***

18 ***(f) Voluntary water transfers are a proven and effective way to***
19 ***help meet California's water needs, as evidenced by the landmark***
20 ***1991 Governor's Emergency Drought Water Bank and numerous***
21 ***subsequent water banks, exchanges, and short- and long-term***
22 ***water transfers.***

23 ***(g) Water markets can improve water use efficiency and pricing,***
24 ***which in turn can contribute to increased water supply for***
25 ***consumptive uses, enhanced stream flows, and more water for***
26 ***wetlands and other environmental resources. This benefit would***
27 ***be of particular importance during prolonged drought.***

28 ***(h) Improving the water transfer process and enhancing access***
29 ***to water markets can accomplish all of the following:***

30 ***(1) Protect existing local and regional investments.***

31 ***(2) Improve coordination among water agencies.***

32 ***(3) Incentivize significant investments in water use efficiency***
33 ***projects and programs.***

34 ***(4) Increase water supply and water supply reliability for urban***
35 ***and agricultural water users.***

36 ***(5) Increase the quantities or improve the timing of water***
37 ***available for transfers by providing information to sellers and***
38 ***buyers who might not otherwise have sufficient information to***
39 ***participate in water markets.***

1 (6) *Benefit the environment by enhancing the state's water*
2 *supplies and increasing the amount or improving the timing of*
3 *water available for environmental uses.*

4 (7) *Benefit communities by bolstering water supplies and*
5 *reducing reliance on groundwater resources.*

6 SEC. 2. Chapter 7.5 (commencing with Section 485) is added
7 to Division 1 of the Water Code, to read:

8
9 CHAPTER 7.5. CALIFORNIA WATER MARKET CLEARINGHOUSE

10
11 485. This chapter shall be known, and may be cited, as the
12 California Water Market Clearinghouse Act of 2016.

13 486. It is the intent of the Legislature to create the California
14 Water Market Clearinghouse to do all of the following:

15 (a) Advance water sustainability, resiliency, and adaptability
16 to drought and climate change by promoting efficient water
17 markets.

18 (b) Provide important benefits and opportunities for
19 disadvantaged communities and environmental resources.

20 (c) Increase agency coordination, transparency, and
21 decisionmaking capacity.

22 (d) Facilitate water transfers and water user access to
23 exchanges by the establishment of a centralized market information
24 platform and better coordinated review and approval processes,
25 thereby streamlining the process. This can be achieved without a
26 significant increase in the overall transaction costs or regulatory
27 burdens associated with water transfer processes.

28 (e) Enable and encourage public and private investments in
29 water use efficiency and other water-saving measures through
30 participation in water transfers and exchanges.

31 (f) Promote and enable water transfers and exchanges as
32 effective mechanisms for management of sustainable surface and
33 groundwater resources in the state.

34 (g) Protect environmental resources, including groundwater,
35 consistent with the requirements of the Sustainable Groundwater
36 Management Act (Part 2.74 (commencing with Section 10720) of
37 Division 6).

38 (h) Protect drinking water supplies in areas of origin from
39 cumulative impacts of multiple or long-term water transfers and
40 exchanges.

1 487. (a) On and after July 1, 2018, the California Water
2 Market Clearinghouse shall operate as an independent office
3 within the Natural Resources Agency. The purpose of the California
4 Water Market Clearinghouse is to make the water transfer and
5 exchange process more transparent and more efficient and to
6 enhance access to voluntary water market transactions, in
7 particular those that provide environmental or social benefits.

8 (b) The director of the California Water Market Clearinghouse
9 shall be appointed by the Secretary of the Natural Resources
10 Agency.

11 488. (a) On or before December 31, 2018, the California
12 Water Market Clearinghouse shall create a centralized water
13 market platform on its Internet Web site that provides ready access
14 to information that has been provided about water available for
15 transfer or exchange and information about the process for
16 transferring or exchanging water. The platform shall be readily
17 available to the public and contain all water transfer or exchange
18 data and information collected by the California Water Market
19 Clearinghouse.

20 (b) On or before December 31, 2018, the California Water
21 Market Clearinghouse shall consider and act upon the
22 recommendations submitted by the Water Market Clearinghouse
23 Task Force and shall establish administrative procedures under
24 which state agencies shall more expediently act upon proposed
25 water transfers or exchanges. Those procedures shall require state
26 agencies to prioritize projects that provide environmental and
27 community benefits or have a demonstrated history of minimal
28 potential impact to other legal water users or instream beneficial
29 uses. The California Water Market Clearinghouse shall act
30 consistent with rulemaking procedures of the state and shall work
31 in collaboration with other state agencies to make necessary
32 changes in the rules and regulations governing water transfers
33 and exchanges.

34 (c) On and after January 1, 2020, all transfers or exchanges
35 that require conveyance across the Sacramento-San Joaquin Delta
36 or result in conveyance of water from one watershed to another
37 shall be submitted to the California Water Market Clearinghouse
38 and processed according to the procedures and standards
39 established, pursuant to subdivision (b), by the California Water

1 *Market Clearinghouse in coordination with other state and federal*
2 *agencies.*

3 *(d) On or before December 31, 2018, the Natural Resources*
4 *Agency shall create within the California Water Market*
5 *Clearinghouse an Office of the Water Transfer Advocate and*
6 *appoint a Water Transfer Advocate.*

7 *(e) Nothing in this chapter provides authority to the California*
8 *Water Market Clearinghouse to approve or disapprove water*
9 *transfers or exchanges.*

10 489. *(a) In order to provide the California Water Market*
11 *Clearinghouse with appropriate recommendations to improve the*
12 *water transfer process and increase access to the water market as*
13 *part of a comprehensive, long-term water management policy, the*
14 *Secretary of the Natural Resources Agency shall convene a task*
15 *force, to be known as the Water Market Clearinghouse Task Force.*

16 *(b) The Water Market Clearinghouse Task Force shall make*
17 *recommendations, based upon the best available science, to the*
18 *California Water Market Clearinghouse regarding all of the*
19 *following:*

20 *(1) How to aggregate and disclose in a publicly accessible*
21 *manner the information required to be submitted in support of an*
22 *application to transfer water pursuant to Section 1725 or any other*
23 *law. The information should include, but not be limited to, all of*
24 *the following:*

25 *(A) The names of the water buyer and seller.*

26 *(B) The quantity of water to be transferred or exchanged.*

27 *(C) The price to be paid for the water transfer or exchange.*

28 *(D) The time and duration of the water transfer or exchange.*

29 *(E) The nature of the underlying right to the water proposed to*
30 *be transferred or exchanged.*

31 *(F) The origin and proposed point of use, place of use, and*
32 *purpose of use of the transferred or exchanged water.*

33 *(G) A description of the conveyance and storage facilities*
34 *necessary to complete the transfer or exchange.*

35 *(H) An identification of any third-party impacts including, but*
36 *not limited to, water quality impacts.*

37 *(2) The information required for water users and the public to*
38 *readily track the progress of a proposed transfer through agency*
39 *review to ensure expedient approval whenever possible.*

1 (3) *The type of information that the California Water Market*
2 *Clearinghouse should require to be submitted to it by state or local*
3 *agencies that approve a water transfer or exchange after the*
4 *transfer or exchange is completed. The information should include,*
5 *but not be limited to, all of the following:*

6 (A) *The quantity of water transferred or exchanged.*

7 (B) *The new place of use for the transferred or exchanged water.*

8 (C) *The new point of redirection for the transferred or*
9 *exchanged water.*

10 (D) *The parties to the water transfer or exchange.*

11 (E) *The conveyance and storage facilities used to complete the*
12 *water transfer or exchange.*

13 (F) *The time and duration of the water transfer or exchange.*

14 (4) *Procedures and standards designed to provide for all of the*
15 *following:*

16 (A) *Better coordinated review of and action upon applications*
17 *or proposals to transfer or exchange water, or both.*

18 (B) *Priority for projects that provide environmental and*
19 *community benefits or have demonstrated a history of minimal*
20 *potential impact to other legal water users or instream beneficial*
21 *uses.*

22 (C) *Reduced transaction costs of water transfers and exchanges.*

23 (D) *Comprehensive evaluation of transfers that should be*
24 *eligible for expedited review, with consideration of drinking water*
25 *supply, environmental quality, and groundwater sustainability*
26 *benefits and impacts.*

27 (E) *Assurance that transfers and exchanges protect*
28 *environmental and community resources in areas of origin and in*
29 *recipient areas.*

30 (F) *Demonstration that a transfer will not adversely affect*
31 *groundwater conditions in any areas involved in the transfer.*

32 (c) *In addition to the recommendations required pursuant to*
33 *subdivision (b), the Water Market Clearinghouse Task Force may*
34 *consider and make recommendations, based upon the best*
35 *available science, to the California Water Market Clearinghouse*
36 *regarding any or all of the following:*

37 (1) *Consolidating places of use.*

38 (2) *Incentivizing and facilitating water use efficiency-related*
39 *water transfers, as well as transfers between environmental uses.*

1 (3) *Developing and facilitating pilot transfers based on crop*
2 *fallowing and other practices to quantify and validate consumptive*
3 *water use rates and incorporating findings into water transfer*
4 *guidelines.*

5 (4) *Providing transparency regarding Delta carriage water loss*
6 *analysis.*

7 (5) *Establishing or documenting conveyance access protocols.*

8 (6) *Creating market mechanisms for access to capital.*

9 (d) (1) *The Water Market Clearinghouse Task Force shall be*
10 *composed of the following members:*

11 (A) *One representative from each of the following state*
12 *agencies:*

13 (i) *The Natural Resources Agency. This representative shall*
14 *serve as the chair of the Water Market Clearinghouse Task Force.*

15 (ii) *The department.*

16 (iii) *The Department of Fish and Wildlife.*

17 (iv) *The Department of Food and Agriculture.*

18 (v) *The Office of Planning and Research.*

19 (vi) *The board.*

20 (B) *Representatives from academia, agricultural water suppliers,*
21 *municipal water suppliers, disadvantaged communities,*
22 *environmental and conservation organizations, and groundwater*
23 *management entities.*

24 (C) *Representatives from entities that have participated in water*
25 *transfers as sellers and buyers of water.*

26 (2) *The federal water and resources agencies shall be invited*
27 *to have representatives participate in the Water Market*
28 *Clearinghouse Task Force.*

29 (e) *The Water Market Clearinghouse Task Force shall conduct*
30 *three public meetings to consider public comments on draft*
31 *recommendations to the California Water Market Clearinghouse.*
32 *The Water Market Clearinghouse Task Force shall publish draft*
33 *recommendations at least 30 days before the public meetings. One*
34 *public meeting shall be conducted at a location in northern*
35 *California, one public meeting shall be conducted at a location in*
36 *the central valley of California, and one public meeting shall be*
37 *conducted at a location in southern California. The Water Market*
38 *Clearinghouse Task Force shall invite California Native American*
39 *tribes, environmental justice organizations, cities, counties, and*

1 *local production agricultural organizations to participate in the*
2 *public meetings.*

3 *(f) On or before January 1, 2018, the Water Market*
4 *Clearinghouse Task Force shall submit its recommendations to*
5 *the California Water Market Clearinghouse.*

6 490. *(a) Anyone submitting information pursuant to subdivision*
7 *(c) of Section 488 shall pay an administrative fee, established by*
8 *the California Water Market Clearinghouse, to recover the*
9 *reasonable costs of the California Water Market Clearinghouse*
10 *in administering this chapter.*

11 *(b) Fees imposed pursuant to subdivision (a) shall be deposited*
12 *in the California Water Market Clearinghouse Fund, which is*
13 *hereby created in the State Treasury. Moneys in the fund shall be*
14 *available, upon appropriation by the Legislature, to the California*
15 *Water Market Clearinghouse for the purposes of this chapter.*

16 491. *This chapter applies in addition to any other law relating*
17 *to water transfers and exchanges.*

18 ~~SECTION 1. It is the intent of the Legislature in creating the~~
19 ~~California Water Market Exchange that the market exchange do~~
20 ~~all of the following:~~

21 ~~(a) Create water sustainability, resiliency, and adaptability to~~
22 ~~drought and climate change.~~

23 ~~(b) Provide important benefits and opportunities for~~
24 ~~disadvantaged communities and environmental resources.~~

25 ~~(c) Increase transparency and decisionmaking capacity by better~~
26 ~~integrating data collection and reporting.~~

27 ~~(d) Facilitate water transfers and exchanges by the establishment~~
28 ~~of a centralized exchange platform and streamline review and~~
29 ~~approval processes.~~

30 ~~(e) Enable and encourage public and private investments in~~
31 ~~water use efficiency measures through participation in water~~
32 ~~transfers and exchanges.~~

33 ~~(f) Provide water transfers and exchanges as an effective~~
34 ~~mechanism for sustainable management of surface and groundwater~~
35 ~~resources in the state.~~

36 ~~SEC. 2. Chapter 7.5 (commencing with Section 485) is added~~
37 ~~to Division 1 of the Water Code, to read:~~

1 ~~CHAPTER 7.5. CALIFORNIA WATER MARKET EXCHANGE~~

2
3 ~~485. This chapter shall be known, and may be cited, as the~~
4 ~~California Water Market Exchange Act of 2016.~~

5 ~~486. The following definitions govern the construction of this~~
6 ~~chapter:~~

7 ~~(a) “Disadvantaged community” has the same meaning as~~
8 ~~defined in Section 79505.5.~~

9 ~~(b) “Market exchange” means the California Water Market~~
10 ~~Exchange established in Section 487.~~

11 ~~(c) “Small community water system” has the same meaning as~~
12 ~~defined in Section 116275 of the Health and Safety Code.~~

13 ~~487. (a) The California Water Market Exchange is hereby~~
14 ~~established in the Natural Resources Agency.~~

15 ~~(b) The market exchange shall be governed by a five-member~~
16 ~~board, composed as follows:~~

17 ~~(1) The Secretary of the Natural Resources Agency.~~

18 ~~(2) Four individuals appointed by the Governor.~~

19 ~~(c) Each board member appointed by the Governor shall hold~~
20 ~~office for a term of four years. The Governor shall stagger the~~
21 ~~terms of the initial members appointed. A vacancy shall be filled~~
22 ~~by the Governor by appointing a member to serve the remainder~~
23 ~~of the term.~~

24 ~~488. (a) On or before December 31, 2017, the market exchange~~
25 ~~shall create a centralized water market platform on its Internet~~
26 ~~Web site that provides ready access to information about water~~
27 ~~available for transfer or exchange. The platform shall be readily~~
28 ~~available to the public and contain all data and information~~
29 ~~collected by the market exchange in order to ensure transparency~~
30 ~~of information regarding the quantities of water available for~~
31 ~~transfer or exchange and the prices paid for transferred or~~
32 ~~exchanged water.~~

33 ~~(b) Before a transfer or exchange of water, the market exchange~~
34 ~~shall require the submission of data and information that includes,~~
35 ~~but is not limited to, all of the following:~~

36 ~~(1) The names of the water buyer and seller.~~

37 ~~(2) The quantity of water to be transferred or exchanged.~~

38 ~~(3) The price to be paid for the water transfer or exchange.~~

39 ~~(4) The time and duration of the water transfer or exchange.~~

1 ~~(5) The nature of the underlying right to the water proposed to~~
2 ~~be transferred or exchanged.~~

3 ~~(6) The origin location and proposed place of use of the~~
4 ~~transferred or exchanged water.~~

5 ~~(7) A description of the conveyance and storage facilities~~
6 ~~necessary to complete the transfer or exchange.~~

7 ~~(8) An identification of any third-party impacts that may result~~
8 ~~from the transfer or exchange.~~

9 ~~(e) After a transfer or exchange of water, the market exchange~~
10 ~~shall require the submission of data and information that includes,~~
11 ~~but is not limited to, all of the following:~~

12 ~~(1) The quantity of water transferred or exchanged.~~

13 ~~(2) The conveyance and storage facilities used to complete the~~
14 ~~water transfer or exchange.~~

15 ~~(3) The time and duration of the water transfer or exchange.~~

16 489. The Legislature intends that water transfers and exchanges
17 protect and enhance environmental and community benefits that
18 include the following:

19 (a) ~~Instream flows and ecosystem water supply.~~

20 (b) ~~Improved water monitoring and data networks.~~

21 (c) ~~Ecosystem restoration projects benefitting aquatic and~~
22 ~~riparian species.~~

23 (d) ~~Improved drinking water supply and quality projects.~~

24 (e) ~~Development of needed technical, managerial, and financial~~
25 ~~capacity for disadvantaged communities.~~

26 (f) ~~Acquisition through the market exchange of needed water~~
27 ~~supplies for small community water systems.~~

28 490. On or before December 31, 2017, the market exchange
29 shall do both of the following:

30 (a) ~~Develop procedures, in consultation with federal, state, and~~
31 ~~local agencies with jurisdiction over water transfers or exchanges,~~
32 ~~to streamline and expedite review and action upon applications to~~
33 ~~transfer or exchange water and to prioritize projects that provide~~
34 ~~environmental and community benefits as described in Section~~
35 ~~489. The procedures shall recommend types of transfers and~~
36 ~~exchanges that could be more routinely approved.~~

37 (b) ~~Establish standards and procedures to ensure that transfers~~
38 ~~and exchanges protect environmental and community benefits~~
39 ~~consistent with Section 489 and to encourage projects that improve~~

1 environmental conditions, provide safe drinking water, and provide
2 other community benefits:

3 491. ~~(a) Anyone submitting information pursuant to~~
4 ~~subdivision (b) or (c) of Section 488 shall pay an administrative~~
5 ~~fee, established by the market exchange, to recover the reasonable~~
6 ~~costs of the market exchange in administering this chapter.~~

7 ~~(b) Fees imposed pursuant to subdivision (a) shall be deposited~~
8 ~~in the California Water Market Exchange Fund that is hereby~~
9 ~~created in the State Treasury. Moneys in the fund shall be available,~~
10 ~~upon appropriation by the Legislature, to the market exchange for~~
11 ~~the purposes of this chapter.~~

12 492. ~~(a) This chapter applies in addition to any other law~~
13 ~~relating to water transfers and exchanges.~~

14 ~~(b) This chapter applies to all transfers and exchanges of water~~
15 ~~occurring on or after January 1, 2018.~~

BILL NUMBER: A.B. No. 2304 HISTORY

AUTHOR : Levine
TOPIC : California Water Market Clearinghouse.

TYPE OF BILL:

Active
Non-Urgency
Non-Appropriations
Majority Vote Required
Non-State-Mandated Local Program
Fiscal
Non-Tax Levy

BILL HISTORY

2016

May 25 In committee: Set, first hearing. Hearing canceled at the request of author.
May 12 Re-referred to Com. on APPR.
May 11 From committee chair, with author's amendments: Amend, and re-refer to Com. on APPR. Read second time and amended.
Apr. 13 From committee: Do pass and re-refer to Com. on APPR. (Ayes 10. Noes 4.) (April 12). Re-referred to Com. on APPR.
Mar. 3 Referred to Com. on W., P., & W
Feb. 19 From printer. May be heard in committee March 20.
Feb. 18 Read first time. To print.

BILL NUMBER: A.B. No. 2304 ANALYSIS

ASSEMBLY COMMITTEE ON APPROPRIATIONS

Lorena Gonzalez, Chair

AB 2304 (Levine) - As Amended May 11, 2016

Policy Committee:	Water, Parks and Wildlife	Vote:	10 - 4

Urgency: No State Mandated Local Program: No Reimbursable: No

SUMMARY:

This bill establishes the California Water Market Exchange Clearinghouse (Clearinghouse) in the Natural Resources Agency (NRA) to enhance access to voluntary water market transactions. Specifically, this bill:

- 1) Requires the NRA Secretary to appoint a director of the Clearinghouse, and to establish and Chair a task force of members of state agencies and various stakeholders to develop recommendations on how to create and implement the Clearinghouse, as specified.
- 2) Requires the Clearinghouse to create a centralized water market platform by December 31, 2018. Establishes an unspecified administrative fee to be deposited in the California Water Market Clearinghouse Fund for appropriation by the Legislature.
- 3) Requires the NRA to create an Office of the Water Transfer Advocate and appoint the Advocate on or before December 31, 2018.

FISCAL EFFECT:

- 1) Increased costs of between \$750,000 and \$1.2 million to adopt regulations to establish administrative procedures.
- 2) Unknown cost associated with the activities of the task force.
- 3) Annual operating costs of approximately \$2 million per year for transfers and exchanges concerning State Water Project (SWP) water and an additional \$2.1 million per year for non-SWP water to be conveyed through SWP facilities. The Department of Water Resources notes that the direction in this bill to prioritize environmental and community benefit transfers is counter to the contractual obligations which may result in costly legal challenges.

COMMENTS:

- 1) Purpose. According to the author, only 3% of water used in California comes from water transfers. This bill is intended to improve transparency, increase market participation, and enhance the environmental and community resources in our poorest communities while providing for less burdensome water transfers.

2)Background. Water transfers involve a change in the place of water use, from the water's historic point of diversion and use, to a new location either within or outside the watershed of origin. Water transfers can last up to a year (temporary), more than a year, or be permanent. Water transfers are strictly voluntary, and must not create harm to other legal water users, the environment, or the local economy from which the water is being transferred.

Water transfers can be an effective water management tool. Transfers are particularly useful for meeting critical needs during drought periods. Transfers can only occur with "new water" the surface water system will realize as a result of changes in reservoir operation, groundwater substitution, crop idling or shifting, and occasionally water conservation action taken.

In March 2016, the Association of California Water Agencies released principles recommending ways to improve the water transfer process. There appears to be general agreement among many on the need for improvement in the governance and management of data associated with water transfers. This bill attempts to provide guidance, transparency, and data to make the water transfer process more efficient.

Related Legislation. AB 1755 establishes the Open and Transparent Water Data Act to create a statewide information system to integrate water data in publicly accessible website to simplify and expedite decision-making. This bill will be heard today in this Committee.

Analysis Prepared by: Jennifer Galehouse / APPR. / (916)319-2081

**PALMDALE WATER DISTRICT
BOARD MEMORANDUM**

DATE: June 2, 2016 **June 8, 2016**
TO: BOARD OF DIRECTORS **Board Meeting**
FROM: Jon M. Pernula, Water & Energy Resources Director
Peter Thompson II, Deputy Water & Energy Resources Director
VIA: Mr. Dennis D. LaMoreaux, General Manager
RE: ***AGENDA ITEM NO. 7.6 - CONSIDERATION AND POSSIBLE ACTION
ON SOLAR LEASE OF VACANT DISTRICT PROPERTY.***

Recommendation:

Staff is seeking the Board's guidance, intent, and possible approval on issuing a Request for Proposals (RFP) to determine interest and availability of solar generation firms wanting to develop and build solar projects on property currently owned by the District as lessor of same.

Background:

In October 2015, Governor Edmund G. Brown, Jr. signed into legislation Senate Bill 350, which requires retail sellers and publicly owned utilities to procure 50 percent of their electricity from eligible renewable energy resources by 2030. With SB 350 now in play, there is continuing interest for renewable energy projects in the state. The District has been approached numerous times in the past to participate in various configurations as a solar developer/generator or as a partner customer in solar projects. As District energy costs have been historically managed to be well under market cost for power, there has been little room to pencil out these projects for economical cost savings. The potential of leasing land only to a solar project developer effectively creating revenue from vacant District owned properties has yet to be fully investigated.

Strategic Plan Initiative:

The specific element of the Strategic Plan addressed is Initiative No. 3 – Systems Efficiency - Explore energy independence.

Budget:

No associated cost identified at this time.

PALMDALE WATER DISTRICT BOARD MEMORANDUM

DATE: May 26, 2016 **June 8, 2016**
TO: BOARD OF DIRECTORS **Board Meeting**
FROM: Mr. Dennis LaMoreaux, General Manager
RE: ***AGENDA ITEM NO. 7.7 – CONSIDERATION AND POSSIBLE ACTION ON
CLARIFICATION OF COMPENSABLE AND NON-COMPENSABLE
MEETINGS UNDER APPENDIX V OF THE DISTRICT’S RULES AND
REGULATIONS AND REVIEW OF DIRECTOR MONTHLY
COMPENSATION FORMS FOR PERIOD JANUARY, 2015 TO PRESENT***

Attached is a copy of Appendix V, which has been modified to further clarify compensable meetings, along with a copy of all Director Monthly Compensation Forms for the period January, 2015 to present. Staff has no recommendation on this item.

Supporting Documents:

- Proposed Appendix V
- Current Appendix V
- Director Monthly Compensation Forms for the period January, 2015 to present

Palmdale Water District Guidelines for Director Compensated Meetings and Activities				
Organization/Affiliation	Meeting, Event, or Function	Criteria	Director Fee	Expenses
Palmdale Water District	Business Functions: Board meetings, Committee meetings, Appointed Position meetings (i.e. AVSWCA, Plant 42 ERAB), and General Manager initiated meetings.	All meetings and functions sponsored or conducted by the District; all Board-approved chair, member, and alternate committee and liaison assignments as provided; legislative meetings and trips for District related business.	YES	YES
	Internal District Activities: Staff meetings, Employee Lunches, Employee Appreciation Events, and Christmas Lunch/Dinner, etc.		NO	NO
	Water Awareness Activities: Landscape Workshops, Blue Ribbon Water Week, Water Awareness Month Activity, etc.	Director compensation only if scheduled to work a booth or some aspect of the event.	YES	YES
Antelope Valley water purveyors	Public Board and committee meetings of AVEK, LCID, QHWD, RCSD, LACWW District 40, and mutual water companies.	All meetings in this category can be claimed for compensation during the first year of a new director's term. All meetings and functions sponsored or conducted by these organizations where business with PWD is directly referenced as an agenda item can be claimed for compensation by all directors.	YES	YES
Areas Served by the District	Meetings of the Palmdale City Council, Palmdale Planning Commission, Los Angeles County Regional Planning, and Los Angeles County Board of Supervisors.	All meetings in this category can be claimed for compensation during the first year of a new director's term. All meetings and functions sponsored or conducted by these organizations where business with PWD is directly referenced as an agenda item can be claimed for compensation by all directors.	YES	YES
Antelope Valley Integrated Regional Water Management Group	Monthly meetings scheduled through completion of Plan.	Meetings will be compensated for one director per month unless an Ad-Hoc Committee is formed for this issue. Both assigned directors would then be eligible for attendance compensation.	YES	YES
Association of California Water Agencies (ACWA)	ACWA Spring and Fall Conferences (including ACWA/JPIA meetings), Federal and State Legislative Conferences, Region 8 meetings, ACWA-appointed committee meetings, Public Water Agency Group meetings, and other ACWA-sponsored events.	All meetings, functions, and tours, sponsored or conducted by this organization and confirmed in advance by PWD Board action.	YES	YES
California Special Districts' Association (CSDA)	Annual Conference, educational functions, legislative meetings, CSDA-appointed committee meetings, and other CSDA-sponsored events.	All meetings, functions, and tours, sponsored or conducted by this organization and confirmed in advance by PWD Board action.	YES	YES
Water Education Foundation	Annual briefings and water-related tours.	All meetings, functions, and tours, sponsored or conducted by this organization and confirmed in advance by PWD Board action.	YES	YES
Director Training Programs	CSDA Governance Academy and Special District Institute Certificate of Completion.	All new directors are encouraged to complete one or both of these programs in their first two years on the Board in addition to any legally required training.	YES	YES
Palmdale Chamber of Commerce	Annual dinner, monthly business meetings, business mixers, monthly luncheons, Christmas Parade, and other special events.	Attendance not compensable unless speaking on behalf of the District.	NO	YES
Other Antelope Valley Non-Governmental Organizations	Meetings of the A.V. Board of Trade, A.V. Building Industry Association, Palmdale Sheriff Boosters, Chambers of Commerce, etc.	Attendance not compensable unless speaking on behalf of the District.	NO	YES
Other Antelope Valley Governmental Organizations	Meeting of the Sanitation Districts of Los Angeles County Districts 14 and 20, Lahontan Regional Water Quality Control Board (Southern California), Lancaster City Council, town councils, etc.	Attendance not compensable unless speaking on behalf of the District.	NO	YES
Other Community Events	Antelope Valley Fair, Home & Garden Show, Palmdale Fall Festival, Palmdale Thursday Nights at the Square, Summer Concerts, Poppy Festival, etc.	Attendance not compensable unless speaking on behalf of the District, scheduled to work a booth on behalf of the District, or otherwise act as a formal representative of the District.	NO	NO

<p style="text-align: center;">Palmdale Water District Guidelines for Director Compensated Meetings and Activities</p>				
Organization/Affiliation	Meeting, Event, or Function	Criteria	Director Fee	Expenses
Palmdale Water District	Business Functions: Board meetings, Committee meetings, Appointed Position meetings (i.e. AVSWCA, Plant 42 ERAB), and General Manager initiated meetings.	All meetings and functions sponsored or conducted by the District; all Board-approved chair, member, and alternate committee and liaison assignments as provided; legislative meetings and trips for District related business.	X	X
	Internal District Activities: Staff meetings, Employee Lunches, Employee Appreciation Events, and Christmas Lunch/Dinner, etc.		-	-
	Water Awareness Activities: Landscape Workshops, Blue Ribbon Water Week, Water Awareness Month Activity, etc.	Director compensation only if scheduled to work a booth or some aspect of the event.	X	X
Antelope Valley water purveyors	Public Board and committee meetings of AVEK, LCID, OHWD, RCSD, LACWW District 40, and mutual water companies.	All meetings in this category can be claimed for compensation during the first year of a new director's term. All meetings and functions sponsored or conducted by these organizations where business with PWD is directly referenced as an agenda item can be claimed for compensation by all directors.	X	X
Areas Served by the District	Meetings of the Palmdale City Council, Palmdale Planning Commission, Los Angeles County Regional Planning, and Los Angeles County Board of Supervisors.	All meetings in this category can be claimed for compensation during the first year of a new director's term. All meetings and functions sponsored or conducted by these organizations where business with PWD is directly referenced as an agenda item can be claimed for compensation by all directors.	X	X
Antelope Valley Integrated Regional Water Management Group	Monthly meetings scheduled through completion of Plan.	Meetings will be compensated for one director per month unless an Ad-Hoc Committee is formed for this issue. Both assigned directors would then be eligible for attendance compensation.	X	X
Association of California Water Agencies (ACWA)	ACWA Spring and Fall Conferences (including ACWA/JPIA meetings), Federal and State Legislative Conferences, Region 8 meetings, ACWA-appointed committee meetings, Public Water Agency Group meetings, and other ACWA-sponsored events.	All meetings, functions, and tours, sponsored or conducted by this organization and confirmed in advance by PWD Board action.	X	X
California Special Districts' Association (CSDA)	Annual Conference, educational functions, legislative meetings, CSDA-appointed committee meetings, and other CSDA-sponsored events.	All meetings, functions, and tours, sponsored or conducted by this organization and confirmed in advance by PWD Board action.	X	X
Water Education Foundation	Annual briefings and water-related tours.	All meetings, functions, and tours, sponsored or conducted by this organization and confirmed in advance by PWD Board action.	X	X
Director Training Programs	CSDA Governance Academy and Special District Institute Certificate of Completion.	All new directors are encouraged to complete one or both of these programs in their first two years on the Board in addition to any legally required training.	X	X
Palmdale Chamber of Commerce	Annual dinner, monthly business meetings, business mixers, monthly luncheons, Christmas Parade, and other special events.	Attendance not compensable unless speaking on behalf of the District.	-	X
Other Antelope Valley Non-Governmental Organizations	Meetings of the A.V. Board of Trade, A.V. Building Industry Association, Palmdale Sheriff Boosters, Chambers of Commerce, etc.	Attendance not compensable unless speaking on behalf of the District.	-	X
Other Antelope Valley Governmental Organizations	Meeting of the Sanitation Districts of Los Angeles County Districts 14 and 20, Lahontan Regional Water Quality Control Board (Southern California), Lancaster City Council, town councils, etc.	Attendance not compensable unless speaking on behalf of the District.	-	X
Other Community Events	Antelope Valley Fair, Home & Garden Show, Palmdale Fall Festival, Palmdale Thursday Nights at the Square, Summer Concerts, Poppy Festival, etc.	Attendance not compensable unless speaking on behalf of the District, scheduled to work a booth on behalf of the District, or otherwise act as a formal representative of the District.	-	-

Approved by Palmdale Water District Board of Directors on July 11, 2007

Appendix V

JAN 28 2015

YEAR: 2015

REGULAR BOARD MEETINGS: SPECIAL BOARD MEETINGS:	2ND. WED. 14	4TH WED. 28	AMOUNT \$ 300.00
	DATE		
			\$
			\$
			\$
			\$
			\$
			\$
COMMITTEE MEETINGS - COMMITTEE:	DATE		
			\$
			\$
			\$
			\$
			\$
			\$
			\$
			\$
OTHER AUTHORIZED MEETINGS - MEETING:	DATE		
AV STATE WATER CONTRACTORS	1-8-15		\$ 150.00
BOARD BRIEFING	1-12-15		\$ 150.00
AVTA MEETING & TOUR	1-8-15		\$ 000.00
BOARD BRIEFING	1-26-15		\$ 150.00
			\$
			\$
			\$
			\$
TOTAL AMOUNT DUE:			\$ 750.00
DIRECTOR'S SIGNATURE:	Robert E. Almaraz		
DATE:	1-28-15		

[illegible]



PALMDALE WATER DISTRICT
BOARD OF DIRECTORS
MONTHLY COMPENSATION FORM

RECEIVED
JAN 28 2015

MONTH: JANUARY

YEAR: 2015

REGULAR BOARD MEETINGS: SPECIAL BOARD MEETINGS:	2ND. WED. <u>1.14.15</u>	4TH WED. <u>1.28.15</u>	AMOUNT
	DATE		\$ <u>300.00</u>
			\$
			\$
			\$
			\$
			\$
			\$
COMMITTEE MEETINGS - COMMITTEE:	DATE		
FINANCE	<u>1.12.15</u>		\$ <u>150.00</u>
RECYCLED WATER	<u>1.21.15</u>		\$ <u>150.00</u>
WATER RELIABILITY	<u>1.26.15</u>		\$ <u>150.00</u>
			\$
			\$
			\$
			\$
			\$
OTHER AUTHORIZED MEETINGS - MEETING:	DATE		
BOARD BRIEFING	<u>1.13.15</u>		\$ <u>150.00</u>
SPILT TRAINING	<u>1.14.15</u>		\$ <u>0</u>
AFRICAN-AMERICAN CHAIRMAN			\$
TALKED ABOUT P.W.D.			\$
BID PROCESS	<u>1.16.15</u>		\$ <u>150.00</u>
BOARD BRIEFING	<u>1.26.15</u>		\$ <u>0</u>
AUG. BOARD MEETING	<u>1.27.15</u>		\$ <u>150.00</u>
			\$
TOTAL AMOUNT DUE:			\$ <u>1200.00</u>
DIRECTOR'S SIGNATURE: <u>Vincent Dina</u>			
DATE: <u>1.28.15</u>			

REGULAR BOARD MEETINGS: SPECIAL BOARD MEETINGS:	2ND. WED. <input checked="" type="checkbox"/>	4TH WED. <input checked="" type="checkbox"/>	AMOUNT
	DATE		\$ 3000
			\$
			\$
			\$
			\$
			\$
			\$
COMMITTEE MEETINGS - COMMITTEE:	DATE		\$
			\$
			\$
			\$
			\$
			\$
			\$
			\$
			\$
OTHER AUTHORIZED MEETINGS - MEETING:	DATE		\$
PRWA	1/21/14		\$ 1500
Board Norms	1/20/14		\$ 1500
IFed Training	1/20/14		\$ 0
AVSWC	1/8/14		\$ 1500
JPLA Training	1/14/14		\$ 0
			\$
			\$
			\$
			\$
TOTAL AMOUNT DUE:			\$ 7500
DIRECTOR'S SIGNATURE: <i>[Signature]</i>			
DATE: 1/28/14			



**PALMDALE WATER DISTRICT
BOARD OF DIRECTORS
MONTHLY COMPENSATION FORM**

MONTH: January

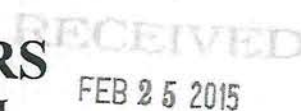
YEAR: 2015

	2ND. WED. 01/14	4TH WED. 01/28	AMOUNT
<i>REGULAR BOARD MEETINGS:</i>			\$ 300.00
<i>SPECIAL BOARD MEETINGS:</i>			
	DATE		
iPad Training	January 20, 2014		\$ 150.00
PWD INT Board Meeting & Dinner	January 14, 2014		\$ -0-
			\$
			\$
			\$
			\$
<i>COMMITTEE MEETINGS - COMMITTEE:</i>	DATE		
			\$
Outreach Committee Meeting	January 21, 2014		\$ 150.00
			\$
			\$
			\$
			\$
			\$
			\$
<i>OTHER AUTHORIZED MEETINGS - MEETING:</i>	DATE		
Board Briefing	January 13, 2014		\$ 150.00
JPIA-Effective Board (Liability)	January 14, 2014		\$ 150.00
Board Briefing	January 27, 2014		\$ 150.00
Desert Dazzle (Dumping Cleanup)	January 24, 2014		\$ -0-
			\$
			\$
			\$
			\$
			\$
TOTAL AMOUNT DUE:			\$ 900.00
<div style="display: flex; justify-content: space-between;"> <div> <p>DIRECTOR'S SIGNATURE: _____</p> <p>DATE: <u>January 31, 2015</u></p> </div> <div style="text-align: center;"> </div> </div>			

PAID

FEB 24 2015

ck. # 049658



YEAR: 2015

REGULAR BOARD MEETINGS: SPECIAL BOARD MEETINGS:	2ND. WED. 11	4TH WED. 25	AMOUNT \$ 300.00
	DATE		
			\$
			\$
			\$
			\$
			\$
			\$
COMMITTEE MEETINGS - COMMITTEE:	DATE		
PERSONNEL	2-2-15	NO CHARGE	\$ 0
BOARD BRIEFING	2-9-15	NO CHARGE	\$ 150.00
BOARD NORMS WORKSHOP	2-18-15		\$ 150.00
AV STATE WATER CONTRACTORS	2-19-15		\$ 150.00
WATER SUPPLY & RELIABILITY	2-23-15	NO CHARGE	\$ 0
BOARD BRIEFING	2-23-15		\$ 150.00
NEGOTIATOR AD HOC COMMITTEE	2-23-15	NO CHARGE	\$ 0
			\$
OTHER AUTHORIZED MEETINGS - MEETING:	DATE		
P. SCHOOL DISTRICT BOARD M.	2-3-15	NO CHARGE	\$ 0
P. CHAMBER COMMERCE INSTAURATION	2-6-15	NO CHARGE	\$ 0
P. SCHOOL DISTRICT BOARD MEETING	2-17-15	NO CHARGE	\$ 0
HISPANIC CHAMBER COMMERCE AWARENESS	2-21-15	NO CHARGE	\$ 0
AV HOSPITAL FORUM ON SAFETY	2-24-15	NO CHARGE	\$ 0
AV Board of Trade Cong	2-26-15	RA	\$ 150.00
(add per Board on 3-2-15)			\$
			\$
TOTAL AMOUNT DUE:			1050.00
			\$ 900.00
DIRECTOR'S SIGNATURE: Robert C. Almaraz			
DATE: 03-22-15			
CK. # 049762			
			2/26/15



PALMDALE WATER DISTRICT
BOARD OF DIRECTORS
MONTHLY COMPENSATION FORM

RECEIVED
FEB 25 2015

MONTH: FEBRUARY

YEAR: 2015

REGULAR BOARD MEETINGS: SPECIAL BOARD MEETINGS:	2ND. WED. <u>2-11-15</u>	4TH WED. <u>2-25-15</u>	AMOUNT
	DATE		
<u>BOARD NORMS</u>	<u>2-18-15</u>		\$ <u>150.00</u>
			\$
			\$
			\$
			\$
			\$
COMMITTEE MEETINGS - COMMITTEE:	DATE		
<u>FINANCE COMM.</u>	<u>2-9-15</u>		\$ <u>150.00</u>
<u>WATER RELIABILITY</u>	<u>2-23-15</u>		\$ <u>150.00</u>
			\$
			\$
			\$
			\$
			\$
			\$
OTHER AUTHORIZED MEETINGS - MEETING:	DATE		
<u>BOARD BRIEFING</u>	<u>2-10-15</u>		\$ <u>150.00</u>
<u>AVEK BOARD MEETING</u>	<u>2-24-15</u>		\$ <u>150.00</u>
<u>MEETING W/ AVEK PARTNERSHIP</u>	<u>2-5-15</u>		\$ <u>150.00</u>
<u>GWATER RECHARGE & RECOVERY</u>			\$
<u>AVBOT</u>	<u>2-27-15</u>		\$ <u>150.00</u>
			\$
			\$
			\$
			\$
CK. # <u>049763</u>			
TOTAL AMOUNT DUE:			\$ <u>1350.00</u>
DIRECTOR'S SIGNATURE: <u>Vincent Dine</u>			
DATE: <u>2-25-15</u>			

@ 2/26/15



PALMDALE WATER DISTRICT
BOARD OF DIRECTORS
MONTHLY COMPENSATION FORM

RECEIVED
FEB 25 2015

MONTH: February

YEAR: 2015

REGULAR BOARD MEETINGS:		2ND. WED.	4TH WED.	AMOUNT
		<u>2/11</u>	<u>2/25</u>	\$ <u>300</u>
SPECIAL BOARD MEETINGS:				
	DATE		6 hrs	
Finance Committee	2/9		1 hr.	\$ 150
Outreach Com.	2/12		1 hr.	\$ 150
Water Reliability	2/23		1 hr.	\$ 150
				\$
				\$
COMMITTEE MEETINGS - COMMITTEE:		DATE		
				\$
				\$
				\$
				\$
				\$
				\$
				\$
OTHER AUTHORIZED MEETINGS - MEETING:		DATE		
Hispanic Chamber Lunch	2/3		2 hrs	\$ 0
Ad Hoc Norms Meeting	2/18		3 1/2 hrs	\$ 150
meeting ad hoc committee			1 hr.	\$ 150
Board of Trade	2/27		all day	\$ 150
			15 1/2	\$
TOTAL AMOUNT DUE:				\$ <u>1050.00</u>
DIRECTOR'S SIGNATURE:				<u>[Signature]</u>
DATE:				<u>2/25/15</u>

PAID

MAR 1 2015

ck. # Direct Deposit

300

Mo, \$ 1050.00

1200

\$ 1200

2/26/15



PALMDALE WATER DISTRICT BOARD OF DIRECTORS MONTHLY COMPENSATION FORM

MONTH: February **YEAR:** 2015

	2ND. WED. 02/11/2015	4TH WED. 02/25/2015	AMOUNT
<i>REGULAR BOARD MEETINGS:</i>			\$ 300.00
<i>SPECIAL BOARD MEETINGS:</i>	DATE		
Board Norms	02/18/2015		\$ 150.00
AV Board of Trade Conference	02/27/2015		\$ 150.00
			\$
			\$
			\$
			\$
<i>COMMITTEE MEETINGS - COMMITTEE:</i>	DATE		
Personal Committee Meeting	02/02/2015		\$ 150.00
Facilities Committee Meeting	02/09/2015		\$ 150.00
Outreach Committee Meeting	02/12/2015		\$ 150.00
			\$
			\$
			\$
			\$
			\$
<i>OTHER AUTHORIZED MEETINGS - MEETING:</i>	DATE		
Board Briefing	02/10/2015		\$ 150.00
Board Briefing	02/24/2015		\$ 150.00
			\$
			\$
			\$
			\$
			\$
			\$
<div style="border: 1px solid black; padding: 5px; display: inline-block;"> PAID MAR 2 2015 Ck. # <u>049764</u> </div>			\$
			\$
TOTAL AMOUNT DUE:			\$ 1,350.00
<div style="display: flex; justify-content: space-between;"> <div> DIRECTOR'S SIGNATURE: _____ DATE: <u>February 28, 2015</u> </div> <div style="text-align: center;"> </div> </div>			

PALMDALE WATER DISTRICT EXPENSE REPORT

NAME: Joe Estes

DATE: February 28, 2015

[illegible]

DATE		MEALS/TIPS	LODGING	MISC.	TOTAL AMOUNT
02/15	Tuition Reimbursement (CSDA)			\$65.00	\$65.00
Total					\$65.00

CERTIFICATION:

DIRECTOR'S SIGNATURE:

PAID
MAR 12 2015
Ck. # 049766



PALMDALE WATER DISTRICT
BOARD OF DIRECTORS
MONTHLY COMPENSATION FORM

RECEIVED
MAR 25 2015

MONTH: MARCH

YEAR: 2015

REGULAR BOARD MEETINGS: SPECIAL BOARD MEETINGS:	2ND. WED. <u>11</u>	4TH WED. <u>25</u>	AMOUNT \$ <u>300.00</u>
	DATE		
			\$
			\$
			\$
			\$
			\$
			\$
COMMITTEE MEETINGS - COMMITTEE:	DATE		
PRWA	03-18-15		\$ 150.00
LEGISLATIVE ROUND UP WEBINAR	03-26-15	NO CHARGE	\$ 0
			\$
			\$
HOME SHOW AVSWCA	03-27-15		\$ 150.00
HOME SHOW AVSWCA	03-28-15		\$ 150.00
HOME SHOW AVSWCA	03-29-15		\$ 150.00
			\$
OTHER AUTHORIZED MEETINGS - MEETING:	DATE		
BRIEFING WITH GEN. MANAGER	03-10-15		\$ 150.00
OPEN HOUSE STEVE KNIGHT	03-10-15	NO CHARGE	\$ 0
OPEN HOUSE TOM LACKEY	03-12-15	NO CHARGE	\$ 0
P. CITY PLANNING COMMISSION	03-12-15	NO CHARGE	\$ 0
MEETING WITH BRENT IVES ARANDA	03-13-15		\$ 150.00
BRIEFING W GEN. MANAGER	03-23-15		\$ 150.00
ROUNDTABLE WITH TOM LACKEY	03-20-15	NO CHARGE	\$ 0
BOARD OF TRADE LUNCHEON DAVENPORT	03-24-15		\$ 150.00
COWSON PARK CLEANUP	03-28-15	NO CHARGE	\$ 0
TOTAL AMOUNT DUE:			\$ <u>1500.00</u>

APR 13 2015

DIRECTOR'S SIGNATURE: Robert E. Almaraz
DATE: 03-25-15

3/30/15



PALMDALE WATER DISTRICT
BOARD OF DIRECTORS
MONTHLY COMPENSATION FORM

RECEIVED
MAR 25 2015

MONTH: MARCH

YEAR: 2015

	2ND. WED. <u>3-11-15</u>	4TH WED. <u>3-25-15</u>	AMOUNT
REGULAR BOARD MEETINGS:			\$ <u>300.00</u>
SPECIAL BOARD MEETINGS:			
	DATE		
			\$
			\$
			\$
			\$
			\$
			\$
COMMITTEE MEETINGS - COMMITTEE:	DATE		
FACILITIES	<u>3.5.15</u>		\$ <u>150.00</u>
RECYCLED WATER AUTH.	<u>3.18.15</u>		\$ <u>150.00</u>
FINANCE	<u>3.23.15</u>		\$ <u>150.00</u>
WATER RELIABILITY	<u>3.23.15</u>		\$ <u>0</u>
			\$
			\$
			\$
			\$
OTHER AUTHORIZED MEETINGS - MEETING:	DATE		
BOARD BRIEFING	<u>3.9.15</u>		\$ <u>150.00</u>
BRENT LIVES	<u>3.13.15</u>		\$ <u>150.00</u>
GAVEA LUNCH	<u>3.19.15</u>		\$ <u>150.00</u>
AVEK BOARD MTG	<u>3.10.15</u>		\$ <u>150.00</u>
BOARD BRIEFING	<u>3.24.15</u>		\$ <u>0</u>
HELLENIC CENTER	<u>3.24.15</u>		\$ <u>0</u>
AVEK BOARD MTG	<u>3.24.15</u>		\$ <u>150.00</u>
			\$
TOTAL AMOUNT DUE:			\$ <u>1500.00</u>
DIRECTOR'S SIGNATURE: <u>Vincent Dindo</u>			
DATE: <u>3.25.15</u>			

PAID
APR 13 2015
049949
3/30/15



PALMDALE WATER DISTRICT
BOARD OF DIRECTORS
MONTHLY COMPENSATION FORM

MAR 25 2015

MONTH: MARCH

YEAR: 2015

REGULAR BOARD MEETINGS: SPECIAL BOARD MEETINGS:	2ND. WED. <u>3/11</u> 2 hrs DATE	4TH WED. <u>3/25</u> 2 1/2 hrs	AMOUNT \$ 300
			\$
			\$
			\$
			\$
			\$
			\$
COMMITTEE MEETINGS - COMMITTEE:	DATE		
			\$
Outreach	March 3	1 1/2	\$ 150
Finance	March 23	1 1/2	\$ 150
Water Supply & Rel.	March 23	1	\$ 0
Webinar - Legislation	March 26		\$ 150
			\$
			\$
			\$
OTHER AUTHORIZED MEETINGS - MEETING:	DATE		
			\$
Legacy Commons	3/4	1 hr	\$ 0
Hispanic Chamber Install	3/6	3 hrs	\$ 0
Briefing	3/9	1 hr	\$ 0
Meet Ives & Aranda	3/13	1 1/2 hr	\$ 0
AV BOT	3/13	2 hrs	\$ 0
PWD Employee lunch	3/25	2 hrs	\$ 0
Courson, R. & K. Clean up	3/28	3 hrs	\$ 0
Home Show	3/28	3 hrs	\$ 0
		15 hrs	\$ 750
TOTAL AMOUNT DUE:			\$ 750

DIRECTOR'S SIGNATURE: [Signature]
DATE: March 26, 2015

15

2/30/15



**PALMDALE WATER DISTRICT
BOARD OF DIRECTORS
MONTHLY COMPENSATION FORM**

RECEIVED
MAR 31 2015

MONTH:

March

YEAR:

2015

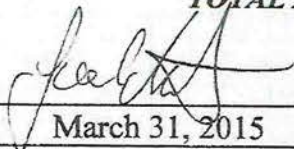
REGULAR BOARD MEETINGS: SPECIAL BOARD MEETINGS:	2ND. WED. <input checked="" type="checkbox"/>	4TH WED. <input checked="" type="checkbox"/>	AMOUNT \$ 300.00
DATE			
			\$
			\$
			\$
			\$
			\$
			\$
			\$
COMMITTEE MEETINGS - COMMITTEE:	DATE		
Personnel	3/2/15		\$ 150.00
			\$
			\$
			\$
			\$
			\$
			\$
			\$
OTHER AUTHORIZED MEETINGS - MEETING:	DATE		
Palm Dale Permitted Water	3/18/15		\$ 150.00
Water Reuse Conference	3/16 3/17		\$ 300.00
GAVEA	3/19		\$ 150.00
AVBOT	3/24		\$ 150.00
Briefing	3/24		\$ 150.00
			\$
			\$
			\$
			\$
TOTAL AMOUNT DUE:			\$ 1200.00
DIRECTOR'S SIGNATURE: <u>[Signature]</u>			
DATE: <u>3/28/15</u>			
			<u>[Signature]</u> 3/31/15



**PALMDALE WATER DISTRICT
BOARD OF DIRECTORS
MONTHLY COMPENSATION FORM**

MONTH: March

YEAR: 2015

	2ND. WED. <u>03/11</u>	4TH WED. <u>03/25</u>	AMOUNT
<i>REGULAR BOARD MEETINGS:</i>			\$ 300.00
<i>SPECIAL BOARD MEETINGS:</i>			
	DATE		
BHI Consultant Meeting	Mar 13, 2015		\$ 150.00
AV Home Show	Mar 27, 2015		\$ 150.00
CSDA Leadership Conference			\$
			\$
			\$
			\$
<i>COMMITTEE MEETINGS -</i>			
<i>COMMITTEE:</i>	DATE		
Personal Committee Meeting	Mar 02, 2015		\$ 150.00
Outreach Committee Meeting	Mar 03, 2015		\$ 150.00
Facilities Committee Meeting	Mar 05, 2015		\$ 150.00
			\$
			\$
			\$
			\$
			\$
<i>OTHER AUTHORIZED MEETINGS -</i>			
<i>MEETING:</i>	DATE		
Chamber Installation	Mar 06, 2015		\$ -0-
Board Briefing	Mar 09, 2015		\$ 150.00
Buena Vista School	Mar 12, 2015		\$ 150.00
Board Briefing	Mar 23, 2015		\$ 150.00
			\$
			\$
			\$
			\$
			\$
TOTAL AMOUNT DUE:			\$ 1500.00
DIRECTOR'S SIGNATURE:			
DATE:	<u>March 31, 2015</u>		

PAID

MAY 12 2015

CK. # 050154



**PALMDALE WATER DISTRICT
BOARD OF DIRECTORS
MONTHLY COMPENSATION FORM**

APR 22 2015

MONTH:

APRIL

YEAR:

2015

[illegible]



PALMDALE WATER DISTRICT
BOARD OF DIRECTORS
MONTHLY COMPENSATION FORM

RECEIVED

MAY 04 2015

MONTH: APRIL

YEAR: 2015


REGULAR BOARD MEETINGS: SPECIAL BOARD MEETINGS:	2ND. WED. <u>8</u>	4TH WED. <u>22</u>	AMOUNT \$ 300.00
	DATE		
SPECIAL BOARD MEETING	04-9-15		\$ 150.00
			\$
			\$
			\$
			\$
			\$
COMMITTEE MEETINGS - COMMITTEE:	DATE		
			\$
			\$
			\$
			\$
			\$
			\$
			\$
			\$
OTHER AUTHORIZED MEETINGS - MEETING:	DATE		
BRIEFING	04-06-15		\$ 150.00
GOVERNANCE WORKSHOP	04-13-15		\$ 150.00
AV STATE WATER CONTRACTORS	04-16-15		\$ 150.00
BRIEFING	04-20-15		\$ 150.00
SCIENCE FAIR AVUHSD	04-27-15		\$ 150.00
AD HOC NEGOTIATOR	04-29-15		\$ 150.00
WATER PRESENTATION LIBRARY	04-30-15	NO CHARGE	\$ 0
OCWD FACILITIES TOUR	04-30-15		\$ 150.00
TOTAL AMOUNT DUE:			\$ 1,500.00
DIRECTOR'S SIGNATURE: <u>Robert E. Almadaz</u>			<u>5/5/15</u>
DATE: <u>04-30-15</u>			



**PALMDALE WATER DISTRICT
BOARD OF DIRECTORS
MONTHLY COMPENSATION FORM**

MONTH: April

YEAR: 2015

	2ND. WED.	04/08	4TH WED.	04/22	AMOUNT
REGULAR BOARD MEETINGS:					\$ 300.00
SPECIAL BOARD MEETINGS:					
	DATE				
General Manager Contract Meeting	Apr 09, 2015				\$ 150.00
BHI Consultant Presentation	Apr 13, 2015				\$ 150.00
					\$
					\$
					\$
					\$
COMMITTEE MEETINGS - COMMITTEE:	DATE				
Outreach Committee Meeting	Apr 01, 2015				\$ 150.00
Personal Committee Meeting	Apr 02, 2015				\$ 150.00
Facilities Committee Meeting	Apr 06, 2015				\$ 150.00
					\$
					\$
					\$
					\$
					\$
OTHER AUTHORIZED MEETINGS - MEETING:	DATE				
Board Briefing	Apr 07, 2015				\$ 150.00
Board Briefing	Apr 21, 2015				\$ 150.00
OCWD Ground Water Tour	Apr 30, 2015				\$ 150.00
Mike McNutt Radio Interview	Apr 23, 2015				\$ -0-
					\$
					\$
					\$
					\$
					\$
TOTAL AMOUNT DUE:					\$ 1500.00
DIRECTOR'S SIGNATURE:					
DATE:	April 30, 2015				



**PALMDALE WATER DISTRICT
BOARD OF DIRECTORS
MONTHLY COMPENSATION FORM**

MAY 13 2015

MONTH: April

YEAR: 2015

REGULAR BOARD MEETINGS: SPECIAL BOARD MEETINGS:	2ND. WED.	4TH WED.	AMOUNT
	<u>8th</u>	<u>22</u>	\$ <u>300</u>
Outreach Spec. Bd. Meet.	DATE <u>April 6</u> <u>April 9</u>	<u>1 hr</u> <u>2 hrs</u>	\$ <u>150</u> \$ <u>150</u> \$ \$ \$
COMMITTEE MEETINGS - COMMITTEE:	DATE		
meeting with Mathis	<u>4/8</u> (personal)	<u>2 hrs</u>	\$ <u>150</u>
Watermark Drought	<u>4/9</u>	<u>2 hrs</u>	\$ <u>0</u>
Briefing	<u>4/20</u>	<u>45 min</u>	\$ <u>0</u>
Water Reliability	<u>4/20</u>	<u>1 hr</u>	\$ <u>150</u>
Ad Hoc Meeting	<u>4/29</u>	<u>2 hrs</u>	\$ <u>150</u> \$ \$ \$
OTHER AUTHORIZED MEETINGS - MEETING:	DATE		
Hispanic Chamber Lunch	<u>4/7</u>	<u>2 hrs</u>	\$ <u>0</u>
Asian Chamber Luncheon	<u>4/10</u>	<u>2 hrs</u>	\$ <u>0</u>
Office Assem. Hacky	<u>4/25</u>	<u>2 hrs</u>	\$ <u>0</u> \$ \$ \$ \$ \$
TOTAL AMOUNT DUE:			\$ <u>1050</u>
DIRECTOR'S SIGNATURE:			
DATE:			



**PALMDALE WATER DISTRICT
BOARD OF DIRECTORS
MONTHLY COMPENSATION FORM**

MONTH: April

YEAR: 2015

REGULAR BOARD MEETINGS: SPECIAL BOARD MEETINGS:	2ND. WED. <input checked="" type="checkbox"/>	4TH WED. <input checked="" type="checkbox"/>	AMOUNT
			\$ <u>300.00</u>
	DATE		\$
			\$
			\$
			\$
			\$
			\$
			\$
COMMITTEE MEETINGS - COMMITTEE:	DATE		
Personnel	4/2/15		\$ <u>150.00</u>
			\$
			\$
			\$
			\$
			\$
			\$
			\$
			\$
OTHER AUTHORIZED MEETINGS - MEETING:	DATE	ck. #	
Special Meeting	4/9/15		\$ <u>150.00</u>
BHT presentation	4/13/15		\$ <u>150.00</u>
AVSWC	4/16/15		\$ <u>150.00</u>
OC Water District	4/30/15		\$ <u>150.00</u>
Palmdale City/School District	4/22/15		\$ <u>0</u>
Dr Mathis	4/8/15		\$ <u>0</u>
Palmdale School District	4/14/15		\$ <u>0</u>
Legacy Commons	4/16/15		\$ <u>0</u>
TOTAL AMOUNT DUE:			\$ <u>1,050.00</u>
DIRECTOR'S SIGNATURE:	<u>[Signature]</u>		
DATE:	<u>5/10/15</u>		

PAID
MAY 14 2015



PALMDALE WATER
BOARD OF I
MONTHLY COMPE

DIRECTOR DIRMANS
DID NOT FILE A
REPORT FOR MAY 2015

MAY 27 2015

MONTH: MAY

YEAR: 2015



REGULAR BOARD MEETINGS: SPECIAL BOARD MEETINGS:	2ND. WED. <u>5.13</u>	4TH WED. <u>5.27</u>	AMOUNT \$ <u>300.00</u>
	DATE		
			\$
			\$
			\$
			\$
			\$
			\$
COMMITTEE MEETINGS - COMMITTEE:	DATE		
FACILITIES	5.7		\$ 150.00
FINANCE	5.12		\$ 150.00
WATER RELIABILITY	5.20		\$ 150.00
			\$
			\$
			\$
			\$
			\$
OTHER AUTHORIZED MEETINGS - MEETING:	DATE		
DR. MATHIS	5-1		\$ 150.00
BOARD BRIEFING	5-11		\$ 150.00
AVER BOARD MTG	5.12		\$ 0
P R W A	5.20		\$ 0
BOARD BRIEFING	5.21		\$ 150.00
AVER BOARD MTG	5.26		\$ 150.00
			\$
TOTAL AMOUNT DUE:			\$ <u>1350.00</u>
DIRECTOR'S SIGNATURE:	<u>(Vincent Divo)</u>		
DATE:	<u>5.27.15</u>		



**PALMDALE WATER DISTRICT
BOARD OF DIRECTORS
MONTHLY COMPENSATION FORM**

RECEIVED
JUN 02 2015

MONTH: May YEAR: 2015

REGULAR BOARD MEETINGS: SPECIAL BOARD MEETINGS:	2ND. WED. <input checked="" type="checkbox"/>	4TH WED. <input checked="" type="checkbox"/>	AMOUNT 300.00
	DATE		
			\$
			\$
			\$
			\$
			\$
			\$
COMMITTEE MEETINGS - COMMITTEE:	DATE		
Personnel	5/12/15		\$ 150.00
			\$
			\$
			\$
			\$
			\$
			\$
			\$
OTHER AUTHORIZED MEETINGS - MEETING:	DATE		
PRWA	5/20/15		\$ 150.00
ACWA Conference	5/6 to 5/7		\$ 300.00
JPLA	5/4 to 5/5		\$ 300.00
			\$
			\$
			\$
			\$
			\$
			\$
TOTAL AMOUNT DUE:			\$ 1,200.00
DIRECTOR'S SIGNATURE:	 DATE: 5/27/15		
			



PALMDALE WATER DISTRICT
BOARD OF DIRECTORS
MONTHLY COMPENSATION FORM

RECEIVED

JUN 04 2015

MONTH: MAY

YEAR: 2015


REGULAR BOARD MEETINGS: SPECIAL BOARD MEETINGS:	2ND. WED. <u>13</u>	4TH WED. <u>27</u>	AMOUNT \$ <u>300.00</u>
	DATE		
			\$
			\$
			\$
			\$
			\$
			\$
COMMITTEE MEETINGS - COMMITTEE:	DATE		
<u>PRNA</u>	<u>05-20-15</u>		\$ <u>150.00</u>
			\$
			\$
			\$
			\$
			\$
			\$
			\$
OTHER AUTHORIZED MEETINGS - MEETING:	DATE		
<u>MEETING WITH DR. MATHIS</u>	<u>05-01-15</u>		\$ <u>150.00</u>
<u>BRIEFING</u>	<u>05-12-15</u>		\$ <u>150.00</u>
<u>PWD EMPLOYEE PICNIC</u>	<u>05-16-15</u>	<u>NO CHARGE</u>	\$ <u>0</u>
<u>BRIEFING</u>	<u>05-26-15</u>		\$ <u>150.00</u>
			\$
			\$
			\$
			\$
			\$
CK. # <u>050324</u>			
TOTAL AMOUNT DUE:			\$ <u>900.00</u>
DIRECTOR'S SIGNATURE: <u>Robert E. Adams</u>			
DATE: <u>MAY 31, 2015</u>			
<u>@ 6/8/15</u>			



**PALMDALE WATER DISTRICT
BOARD OF DIRECTORS
MONTHLY COMPENSATION FORM**

MONTH: May

YEAR: 2015

	2ND. WED. 05/13/2015	4TH WED. 05/27/2015	AMOUNT
<i>REGULAR BOARD MEETINGS:</i>			\$ 300.00
<i>SPECIAL BOARD MEETINGS:</i>			
	DATE		
Dr. Mathis Meeting, (Strategic Initiative)	05/18/2015		\$ 150.00
Ad-hoc Meeting (Best Practices)	05/26/2015		\$ 150.00
			\$
			\$
			\$
			\$
<i>COMMITTEE MEETINGS - COMMITTEE:</i>			
	DATE		
Facilities Committee Meeting	05/11/2015		\$ 150.00
Personnel Committee Meeting	05/12/2015		\$ 150.00
Outreach Committee Meeting	05/14/2015		\$ 150.00
			\$
			\$
			\$
			\$
			\$
			\$
<i>OTHER AUTHORIZED MEETINGS - MEETING:</i>			
	DATE		
Board Briefing	05/11/2015		\$ 150.00
			\$
			\$
			\$
			\$
			\$
			\$
			\$
			\$
<div style="position: relative; height: 40px;"> <div style="position: absolute; top: -20px; left: 50%; transform: translate(-50%, -50%); font-size: 2em; opacity: 0.5;">PAID</div> <div style="position: absolute; bottom: 0; left: 0;">ck. # <u>50739</u></div> </div>			
TOTAL AMOUNT DUE:			<u>\$ 1,200.00</u>
DIRECTOR'S SIGNATURE:			
DATE:	<u>May/31/2015</u>		



**PALMDALE WATER DISTRICT
BOARD OF DIRECTORS
MONTHLY COMPENSATION FORM**

JUN 23 2015

MONTH: JUNE

YEAR: 2015

REGULAR BOARD MEETINGS: SPECIAL BOARD MEETINGS:	2ND. WED. 10	4TH WED. 22	AMOUNT \$ 300.00
	DATE		
			\$
			\$
			\$
			\$
			\$
			\$
			\$
COMMITTEE MEETINGS - COMMITTEE:	DATE		
STATE WATER CONTRACTORS ASSOC	6-11-15		\$ 150.00
PALMDALE RECYCLED WATER	6-17-15		\$ 150.00
WATER SUPPLY	6-29-15	NO CHARGE	\$ 0
OUTREACH	6-30-15	NO CHARGE	\$ 0
			\$
			\$
			\$
			\$
OTHER AUTHORIZED MEETINGS - MEETING:	DATE		
BRIEFING	6-9-15		\$ 150.00
1470 AM RADIO SHOW W/ MIKE	6-13-15		\$ 150.00
ALL HANDS EMPLOYEE MEETING	6-18-15	NO CHARGE	\$ 0
BRIEFING	6-18-15		\$ 150.00
MEET THE MORMONS OPEN HOUSE	6-25-15		\$ 150.00
			\$
			\$
			\$
TOTAL AMOUNT DUE:			\$ 1,200.00
DIRECTOR'S SIGNATURE:	Robert Almadh		
DATE:	6-22-15		



PALMDALE WATER DISTRICT
BOARD OF DIRECTORS
MONTHLY COMPENSATION FORM

RECEIVED
JUN 23 2015

MONTH: JUNE

YEAR: 2015


REGULAR BOARD MEETINGS: SPECIAL BOARD MEETINGS:	2ND. WED. <u>6.10</u>	4TH WED. <u>6.22</u>	AMOUNT
	DATE		\$ <u>300.00</u>
			\$
			\$
			\$
			\$
			\$
			\$
COMMITTEE MEETINGS - COMMITTEE:	DATE		
FACILITIES Comm.	<u>6.2.15</u>		\$ <u>150.00</u>
WATER SUPPLY/RELIABILITY	<u>6.29.15</u>		\$ <u>150.00</u>
			\$
			\$
			\$
			\$
			\$
			\$
OTHER AUTHORIZED MEETINGS - MEETING:	DATE		
BOARD BRIEFING	<u>6.8.15</u>		\$ <u>150.00</u>
AVER. BOARD MTG	<u>6.9.15</u>		\$ <u>150.00</u>
RECYCLE WATER	<u>6.17.15</u>		\$ <u>150.00</u>
BOARD BRIEFING	<u>6.18.15</u>		\$ <u>150.00</u>
AVER. BOARD MTG	<u>6.23.15</u>		\$ <u>150.00</u>
			\$
			\$
			\$
TOTAL AMOUNT DUE:			\$ <u>1350.00</u>
DIRECTOR'S SIGNATURE: <u>Vincent Dindo</u>			
DATE: <u>6.22.15</u>			

PAID
JUN 24 2015
CK. # Dinos Depo

6/23/15



PALMDALE WATER DISTRICT
BOARD OF DIRECTORS
MONTHLY COMPENSATION FORM

**MONTH:**

June

YEAR:

2015

[illegible]



PALMDALE WATER DISTRICT BOARD OF DIRECTORS MONTHLY COMPENSATION FORM

MONTH: June

YEAR: 2015

	2ND. WED. 06/10/2015	4TH WED. 06/22/2015	AMOUNT
<i>REGULAR BOARD MEETINGS:</i>			\$ 300.00
<i>SPECIAL BOARD MEETINGS:</i>			
	DATE		
Learn For Life Tour	06/11/2015		\$ 150.00
All-Hands Lunch	06/18/2015		\$ 0.00
			\$
			\$
			\$
			\$
<i>COMMITTEE MEETINGS - COMMITTEE:</i>			
	DATE		
Facilities Committee Meeting	06/02/2015		\$ 150.00
Personnel Committee Meeting	06/08/2015		\$ 150.00
Outreach Committee Meeting	06/30/2015		\$ 150.00
			\$
			\$
			\$
			\$
			\$
<i>OTHER AUTHORIZED MEETINGS - MEETING:</i>			
	DATE		
Board Briefing	06/09/2015		\$ 150.00
Board Briefing	06/18/2015		\$ 150.00
Sacramento Bay Delta Tour (leaving)	06/23/2015		\$ 300.00
Sacramento Bay Delta Tour (Comming Back)	06/26/2015		\$ 0.00
			\$
			\$
			\$
			\$
			\$
<div style="position: relative; height: 40px;"> <div style="position: absolute; top: -20px; left: 50%; transform: translateX(-50%);"> PAID AUG 10 2015 50739 </div> </div>			
ck. # TOTAL AMOUNT DUE:			\$ 1,500.00
<div style="display: flex; justify-content: space-between;"> <div> DIRECTOR'S SIGNATURE: DATE: </div> <div style="text-align: center;"> June/30/2015 </div> </div>			



PALMDALE WATER DISTRICT **RECEIVED**
BOARD OF DIRECTORS JUL 22 2015
 MONTHLY COMPENSATION FORM

JUL 22 2015

MONTH: JULY

YEAR: 2015

REGULAR BOARD MEETINGS:	2ND. WED. 8	4TH WED. 22	AMOUNT \$ 300.00
SPECIAL BOARD MEETINGS:	DATE		
			\$
			\$
			\$
			\$
			\$
			\$
			\$
COMMITTEE MEETINGS -			
COMMITTEE:	DATE		
AFB PLANT 42 RAB TOUR	07-01-15	NO CHARGE	\$ 0
RAB MEETING	07-01-15		\$ 150.00
FINANCE COMMITTEE	07-06-15	NO CHARGE	\$ 0
OUTREACH COMMITTEE	07-07-15	NO CHARGE	\$ 0
AVSWCA	07-09-15		\$ 150.00
WATER SUPPLY COMMITTEE	07-20-15	NO CHARGE	\$ 0
			\$
			\$
OTHER AUTHORIZED MEETINGS -			
MEETING:	DATE		
BOARD BRIEFING	07-06-15		\$ 150.00
PWD OPEN HOUSE SCOPING	07-11-15		\$ 150.00
LEARN FOR LIFE TOUR	07-16-15		\$ 150.00
QUARTZ HILL WATER FAIR	07-19-15		\$ 150.00
BOARD BRIEFING	07-20-15		\$ 150.00
			\$
			\$
			\$
TOTAL AMOUNT DUE:			\$ 1,350.00
DIRECTOR'S SIGNATURE:	Rohit E. Almaraz		
DATE:	07-22-15		



PALMDALE WATER DISTRICT
BOARD OF DIRECTORS
MONTHLY COMPENSATION FORM

RECEIVED


JUL 23 2015

MONTH:

Jacy

YEAR:

2015

REGULAR BOARD MEETINGS: SPECIAL BOARD MEETINGS:	2ND. WED. 7-8	4TH WED. 7-22	AMOUNT \$ 300.00
	DATE		
			\$
			\$
			\$
			\$
			\$
			\$
			\$
COMMITTEE MEETINGS - COMMITTEE:	DATE		
FINANCE	7.6		\$ 150.00
FACILITIES	7.9		\$ 150.00
WATER RELIABILITY	7.20		\$ 150.00
			\$
			\$
			\$
			\$
			\$
OTHER AUTHORIZED MEETINGS - MEETING:	DATE		
BOARD BRIEFING	7.7		\$ 150.00
OPEN HOUSE	7.11		\$ 0
LEARN FOR LIFE	7.16		\$ 150.00
BOARD BRIEFING	7.21		\$ 150.00
AVERA BOARD MTG	7.28		\$ 150.00
HARASSMENT TEST	7.1		\$ 150.00
			\$
			\$
TOTAL AMOUNT DUE:			\$ 1500.00
DIRECTOR'S SIGNATURE:			
DATE:	7.23.15		



**PALMDALE WATER DISTRICT
BOARD OF DIRECTORS
MONTHLY COMPENSATION FORM**

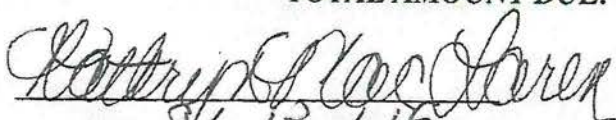

AUG 12 2015


MONTH:

July

YEAR:

20/5

REGULAR BOARD MEETINGS: SPECIAL BOARD MEETINGS:	2ND. WED. <input type="checkbox"/>	4TH WED. <input checked="" type="checkbox"/>	AMOUNT \$ 150 ⁰⁰
	DATE		
			\$
			\$
			\$
			\$
			\$
			\$
			\$
COMMITTEE MEETINGS - COMMITTEE:	DATE		
Personnel	7/21/15		\$ 150 ⁰⁰
			\$
			\$
			\$
			\$
			\$
			\$
			\$
			\$
OTHER AUTHORIZED MEETINGS - MEETING:	DATE		
AVS WC	7/19/15		\$ 150 ⁰⁰
			\$
			\$
			\$
			\$
			\$
			\$
			\$
			\$
TOTAL AMOUNT DUE:			\$ 450 ⁰⁰
DIRECTOR'S SIGNATURE:			 8/17/15
DATE:	8/13/15		



YEAR: 2015

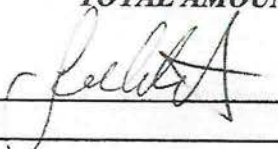
REGULAR BOARD MEETINGS: SPECIAL BOARD MEETINGS:	2ND. WED. <u>7/8</u> 1 1/2 hrs	4TH WED. <u>7/22</u> 3 hrs.	AMOUNT \$ 3 00
	DATE		
			\$
			\$
			\$
			\$
			\$
			\$
			\$
COMMITTEE MEETINGS - COMMITTEE:	DATE		
Finance	7/6/15	1 hr.	\$ 150
Outreach	7/7/15	1 hr.	\$ 150
Water Reliability	7/20/15	1 hr.	\$ 150
			\$
			\$
			\$
			\$
			\$
			\$
OTHER AUTHORIZED MEETINGS - MEETING:	DATE		
AVEC (Vince absent)	7/14	1 1/2 hr.	\$ 150
			\$
Briefing	7/7	45 min	\$ 80
Briefing	7/20	30 min	\$ 80
			\$
			\$
			\$
			\$
	CK. # <u>Direct Deposit</u>		\$
TOTAL AMOUNT DUE:			\$ 900 ⁰⁰
DIRECTOR'S SIGNATURE: <u>Teria A. DeMay</u>			<u>8/17/15</u>
DATE: <u>8/17/15</u>			



**PALMDALE WATER DISTRICT
BOARD OF DIRECTORS
MONTHLY COMPENSATION FORM**

MONTH: July

YEAR: 2015

	2ND. WED. 07/08/2015	4TH WED. 07/22/2015	AMOUNT
<i>REGULAR BOARD MEETINGS:</i>			\$ 300.00
<i>SPECIAL BOARD MEETINGS:</i>			
	DATE		
Learn For Life Tour	07/16/2015		\$ 150.00
			\$
			\$
			\$
			\$
			\$
<i>COMMITTEE MEETINGS - COMMITTEE:</i>			
	DATE		
Facilities Committee Meeting	07/09/2015		\$ 150.00
Personnel Committee Meeting	07/21/2015		\$ 150.00
Outreach Committee Meeting	07/07/2015		\$ 150.00
			\$
			\$
			\$
			\$
			\$
			\$
<i>OTHER AUTHORIZED MEETINGS - MEETING:</i>			
	DATE		
Board Briefing	07/20/2015		\$ 150.00
			\$
			\$
			\$
			\$
			\$
			\$
			\$
			\$
TOTAL AMOUNT DUE: Ck. # <u>50739</u>			<u>\$ 1,050.00</u>
DIRECTOR'S SIGNATURE:			
DATE:	<u>July/31/2015</u>		

PAID

AUG 10 2015



PALMDALE WATER DISTRICT
BOARD OF DIRECTORS
MONTHLY COMPENSATION FORM

RECEIVED
AUG 26 2015

MONTH: AUGUST

YEAR: 2015

REGULAR BOARD MEETINGS: SPECIAL BOARD MEETINGS:	2ND. WED. <u>12</u>	4TH WED. <u>26</u>	AMOUNT \$ <u>300.00</u>
	DATE		
			\$
			\$
			\$
			\$
			\$
			\$
COMMITTEE MEETINGS - COMMITTEE:	DATE		
WATER SUPPLY & R.	8-24-15	NO CHARGE	\$ <u>0</u>
			\$
			\$
			\$
			\$
			\$
			\$
OTHER AUTHORIZED MEETINGS - MEETING:	DATE		
ANSWCA	8-13-15		\$ 150.00
BRIEFING (BOARD)	8-11-15		\$ 150.00
PRWA	8-19-15		\$ 150.00
BOARD BRIEFING	8-24-15		\$ 150.00
IPAD TRAINING	8-11-15	NO CHARGE	\$ <u>0</u>
			\$
			\$
			\$
TOTAL AMOUNT DUE:			\$ <u>900.00</u>
DIRECTOR'S SIGNATURE: <u>Rahit Almar</u>			
DATE: <u>8-26-15</u>			

PAID
AUG 31 2015
CK. # 0508237

8/27/15



PALMDALE WATER DISTRICT
BOARD OF DIRECTORS
MONTHLY COMPENSATION FORM

RECEIVED
AUG 26 2015

MONTH: AUGUST

YEAR: 2015

REGULAR BOARD MEETINGS: SPECIAL BOARD MEETINGS:	2ND. WED. <u>8.12</u>	4TH WED. <u>8.26</u>	AMOUNT \$ <u>300.00</u>
	DATE		
			\$
			\$
			\$
			\$
			\$
			\$
			\$
COMMITTEE MEETINGS - COMMITTEE:	DATE		
FACILITIES	8.4		\$ 150.00
FINANCE	8.10		\$ 150.00
WATER RELIABILITY	8.24		\$ 150.00
			\$
			\$
			\$
			\$
			\$
OTHER AUTHORIZED MEETINGS - MEETING:	DATE		
BOARD BRIEFING	8.11		\$ 150.00
RECYCLE WATER AUTH.	8.19		\$ 150.00
BOARD BRIEFING	8.24		\$ 0
WATER Summit	8.26		\$ 0
A.V.E.K BOARD MTG	8.25		\$ 150.00
			\$
			\$
TOTAL AMOUNT DUE:			\$ 1200.00
DIRECTOR'S SIGNATURE:	<u>Vincent Dine</u>		
DATE:	<u>8.26.15</u>		



**PALMDALE WATER DISTRICT
BOARD OF DIRECTORS
MONTHLY COMPENSATION FORM**

AUG 26 2015

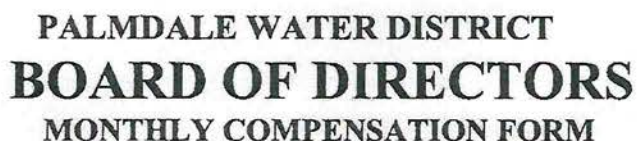
MONTH:

August

YEAR:

2015

REGULAR BOARD MEETINGS: SPECIAL BOARD MEETINGS:	2ND. WED. <input checked="" type="checkbox"/>	4TH WED. <input checked="" type="checkbox"/>	AMOUNT
	DATE		\$ 300.00
			\$
			\$
			\$
			\$
			\$
			\$
			\$
COMMITTEE MEETINGS - COMMITTEE:	DATE		
Personnel	8/18/15		\$ 150.00
			\$
			\$
			\$
			\$
			\$
			\$
			\$
			\$
OTHER AUTHORIZED MEETINGS - MEETING:	DATE		
AVSUC	8/13/15		\$ 150.00
PRWA	8/19/15		\$ 150.00
			\$
			\$
			\$
			\$
			\$
			\$
			\$
			\$
TOTAL AMOUNT DUE:			\$ 750.00
DIRECTOR'S SIGNATURE: <u>Kathleen MacLaren</u>			8/27/15
DATE: <u>8/26/15</u>			



YEAR: 2015

<i>REGULAR BOARD MEETINGS:</i>	2ND. WED.	08/12/2015	4TH WED.	08/26/2015	AMOUNT \$ 300.00
<i>SPECIAL BOARD MEETINGS:</i>					
		DATE			
Water Conference		08/26/2015			\$ 150.00
					\$
					\$
					\$
					\$
					\$
<i>COMMITTEE MEETINGS - COMMITTEE:</i>		DATE			
Facilities Committee Meeting		08/04/2015			\$ 150.00
Outreach Committee Meeting		08/17/2015			\$ 150.00
Personnel Committee Meeting		08/18/2015			\$ 150.00
					\$
					\$
					\$
					\$
					\$
<i>OTHER AUTHORIZED MEETINGS - MEETING:</i>		DATE			
Board Briefing		08/04/2015			\$ 150.00
Board Briefing		08/25/2015			\$ 150.00
					\$
					\$
					\$
					\$
					\$
					\$
					\$
					PAYEE
					SEP 14 2015
					Ck. # 050912
					\$
TOTAL AMOUNT DUE:					\$ 1,200.00
DIRECTOR'S SIGNATURE:					
DATE:	Aug 31, 2015				



**PALMDALE WATER DISTRICT
BOARD OF DIRECTORS
MONTHLY COMPENSATION FORM**

RECEIVED

SEP 10 2015

MONTH:

August

YEAR:

2015

[illegible]



PALMDALE WATER DISTRICT
BOARD OF DIRECTORS
MONTHLY COMPENSATION FORM

RECEIVED
SEP 28 2015

MONTH: SEPTEMBER

YEAR: 2015

REGULAR BOARD MEETINGS: SPECIAL BOARD MEETINGS:	2ND. WED. <u>9</u>	4TH WED. <u>28</u>	AMOUNT \$ <u>300.00</u>
	DATE		
			\$
			\$
			\$
			\$
			\$
			\$
COMMITTEE MEETINGS - COMMITTEE:	DATE		
			\$
			\$
			\$
			\$
			\$
			\$
			\$
			\$
			\$
OTHER AUTHORIZED MEETINGS - MEETING:	DATE		
BOARD BRIEFING	09-08-15		\$ 150.00
FIN & FEATHER ANNUAL EVENT	09-13-15	NO CHARGE	\$ 0
AVSWCA	09-17-15		\$ 150.00
PRESIDENTS DINNER	09-30-15		\$ 150.00
BOARD BRIEFING	09-28-15	NO CHARGE	\$ 0
			\$
			\$
			\$
TOTAL AMOUNT DUE:			\$ <u>750.00</u>
DIRECTOR'S SIGNATURE: <u>Robert L. Almad</u>		<u>10/5/15</u>	
DATE: <u>09-28-15</u>			



PALMDALE WATER DISTRICT
BOARD OF DIRECTORS
MONTHLY COMPENSATION FORM

RECEIVED
SEP 28 2015

MONTH: SEPTEMBER

YEAR: 2015

REGULAR BOARD MEETINGS: SPECIAL BOARD MEETINGS:	2ND. WED. <u>9.9</u>	4TH WED. <u>9.28</u>	AMOUNT <u>\$ 300.00</u>
	DATE		
			\$
			\$
			\$
			\$
			\$
			\$
COMMITTEE MEETINGS - COMMITTEE:	DATE		
<u>AD HOC ENERGY COMM.</u>	<u>9.2</u>		<u>\$ 150.00</u>
<u>FINANCE</u>	<u>9.3</u>		<u>\$ 150.00</u>
<u>FACILITIES</u>	<u>9.8</u>		<u>\$ 150.00</u>
<u>WATER RELIABILITY</u>	<u>9.14</u>		<u>\$ 150.00</u>
			\$
			\$
			\$
			\$
OTHER AUTHORIZED MEETINGS - MEETING:	DATE		
<u>CSDA - MONTEREY</u>	<u>9.20</u>		<u>\$ 0</u>
<u>" "</u>	<u>9.21</u>		<u>\$ 150.00</u>
<u>" "</u>	<u>9.22</u>		<u>\$ 150.00</u>
<u>" "</u>	<u>9.23</u>		<u>\$ 150.00</u>
<u>" "</u>	<u>9.24</u>		<u>\$ 150.00</u>
<u>PRESIDENTS DINNER</u>	<u>9.30</u>		<u>\$ 0</u>
			\$
			\$

PAID
OCT 12 2015
CK # 1000 Depos

TOTAL AMOUNT DUE: \$ 1500.00

DIRECTOR'S SIGNATURE:

DATE:

(VINCENT DINO)
9.30.15

@ 10/5/15

**PALMDALE WATER DISTRICT
EXPENSE REPORT**

NAME: VINCENT DINO

DATE: 9.30.15

PER
I.R.S.

DATE	DESTINATION AND PURPOSE	TRANSPORTATION				TOTAL AMOUNT
		PUBLIC		PRIVATE CAR		
		CARRIER	AMOUNT	MILEAGE	AMOUNT	
9-20/9-25	MONTEREY - CONVENTION			629.5	57.5	361.96

PAID
09/12/25
CK. # D-111

PAID
09/12/15
OK. # DIRECT DEPOSIT

DATE		MEALS/TIPS	LODGING	MISC.	TOTAL AMOUNT
9.20/9.25	MONTEREY - MARRIOTT		1,103.39		1,103.39
9.24	CROWN & ANCHOR	21.92			21.92
					\$1125.31

CERTIFICATION:

DIRECTOR'S SIGNATURE: [Signature]

CHECK ☒ 2591

SAVE YOUR RECEIPTS

24874

CASH ☐

PALMDALE WATER DISTRICT

DATE 9-30 2015

RECEIVED OF Vincent Dino
Four hundred thirty-two DOLLARS 432.82
+ 82/100

Remo District Gas Travel Exps

1-01-4050-010
PALMDALE WATER DISTRICT By Theresa

VINCENT J DINO
37640 GRANT CT
PALMDALE, CA 93552-3963

2591
90/7162

DATE 9-30-15

PAY TO THE ORDER OF PALMDALE WATER DISTRICT \$ 432.82

Four Hundred Thirty-two DOLLARS

CHASE
JPMorgan Chase Bank, N.A.
www.Chase.com

MEMO Non Pay

COPY

⑆322271627⑆ 7081113361 2591



**PALMDALE WATER DISTRICT
BOARD OF DIRECTORS
MONTHLY COMPENSATION FORM**

RECEIVED
OCT 01 2015

MONTH:

September

YEAR:

2015

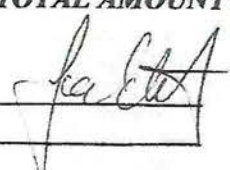
REGULAR BOARD MEETINGS: SPECIAL BOARD MEETINGS:	2ND. WED. <input type="checkbox"/>	4TH WED. <input checked="" type="checkbox"/>	AMOUNT
	DATE		\$ 15000
			\$
			\$
			\$
			\$
			\$
			\$
COMMITTEE MEETINGS - COMMITTEE:	DATE		
Personal	9/28/15		\$ 0
			\$
			\$
			\$
			\$
			\$
			\$
			\$
OTHER AUTHORIZED MEETINGS - MEETING:	DATE		
Enerau	9/2/15		\$ 15000
AVS WJC	9/17/15		\$ 15000
CSOA	9/21 - 9/24		\$ 450
Fine Feather Bba	9/13/15		\$ 0
President Dinner	9/30/15		\$ 15000
			\$
			\$
			\$
TOTAL AMOUNT DUE:			\$ 1050
DIRECTOR'S SIGNATURE:			
DATE:			



**PALMDALE WATER DISTRICT
BOARD OF DIRECTORS
MONTHLY COMPENSATION FORM**

MONTH: September

YEAR: 2015

REGULAR BOARD MEETINGS:	2ND. WED. 09/09/2015	4TH WED. 09/23/2015	AMOUNT
SPECIAL BOARD MEETINGS:			\$ 300.00
	DATE		
CSDA Conference	09/20/2015		\$ 0.00
CSDA Conference	09/21/2015		\$ 150.00
CSDA Conference	09/22/2015		\$ 150.00
CSDA Conference	09/23/2015		\$ 150.00
CSDA Conference	09/24/2015		\$ 150.00
CSDA Conference	09/25/2015		\$ 0.00
COMMITTEE MEETINGS - COMMITTEE:	DATE		
Facilities Committee Meeting	09/08/2015		\$ 150.00
Outreach Committee Meeting	09/10/2015		\$ 150.00
Personnel Committee Meeting	09/28/2015		\$ 150.00
			\$
			\$
			\$
			\$
			\$
OTHER AUTHORIZED MEETINGS - MEETING:	DATE		
Board Briefing	09/03/2015		\$ 0.00
Fin & Feather Meeting	09/11/2015		\$ 0.00
President's Dinner	09/30/2015		\$ 150.00
			\$
			\$
			\$
			\$
			\$
			\$
<div style="position: relative; height: 100px;"> <div style="position: absolute; top: 0; right: 0; transform: rotate(-15deg); font-size: 2em; font-weight: bold; opacity: 0.5;">PAID</div> <div style="position: absolute; bottom: 0; right: 0; transform: rotate(-15deg); font-size: 1.2em; font-weight: bold; opacity: 0.5;">OCT 15 2015</div> <div style="position: absolute; bottom: 0; left: 0; transform: rotate(-15deg); font-size: 1.2em; font-weight: bold; opacity: 0.5;">CK. #</div> </div>			
TOTAL AMOUNT DUE:			\$ 1,500.00
DIRECTOR'S SIGNATURE:			
DATE:	<u>September 30, 2015</u>		

PALMDALE WATER DISTRICT EXPENSE REPORT

NAME: Joe Estes

DATE: Sept/20/2015 - Sept/25/2015

DATE	DESTINATION AND PURPOSE	TRANSPORTATION				TOTAL AMOUNT
		PUBLIC		PRIVATE CAR		
		CARRIER	AMOUNT	MILEAGE	AMOUNT	
09.20.2015- 09.25.2015	Monterey Marriott Hotel (CSDA Conference)			681.36 (RT)	\$0.565/Mile	384.97
					Total	384.97

DATE		MEALS/TIPS	LODGING	MISC.		TOTAL AMOUNT
09.20.2015- 09.25.2015	Monterey Marriott Hotel (CSDA Conference)		913.88 (cc)			-0-
09.21.2015	Workshop: Communication Strategies For Board			125.00 (cc)		-0-
09.20.2015	Monterey Marriott Hotel	57.00 (cc)				-0-
09.21.2015	Montrio Bistro	67.65 (cc)				-0-
09.22.2015	Montrio Bistro	60.51 (cc)				-0-
09.25.2015	Sand Bar Grill	66.16 (cc)				-0-
						384.97

CERTIFICATION:

DIRECTOR'S SIGNATURE:



**PALMDALE WATER DISTRICT
BOARD OF DIRECTORS
MONTHLY COMPENSATION FORM**

RECEIVED
DEC 10 2015

MONTH: Sept. 2

YEAR: 2015

[illegible]



PALMDALE WATER DISTRICT
BOARD OF DIRECTORS
MONTHLY COMPENSATION FORM

DEC 10 2015

NOTES

October

YEAR:

2015

REGULAR BOARD MEETINGS: SPECIAL BOARD MEETINGS:	2ND. WED. <u>10/14</u>	4TH WED. <u>10/28</u>	AMOUNT \$ <u>300</u>
	DATE		
			\$
			\$
			\$
			\$
			\$
			\$
			\$
COMMITTEE MEETINGS - COMMITTEE:	DATE		
Water Reliability	10/5		\$ 150
Finance	10/7		\$ 150
Outreach	10/15		\$ 150
Finance	10/19		\$ 150
			\$
			\$
			\$
			\$
OTHER AUTHORIZED MEETINGS - MEETING:	DATE		
PRWA	10/27		\$ 0
			\$
			\$
			\$
			\$
			\$
			\$
			\$
<div style="text-align: center;">PAID</div>			
<div style="text-align: center;">DEC 1 3 2015</div>			
CK. # <u>Direct Deposit</u>			TOTAL AMOUNT DUE: \$ <u>900</u>
DIRECTOR'S SIGNATURE: <u>[Signature]</u>			<u>10</u> 12/14/15
DATE: <u>12/14/15</u>			

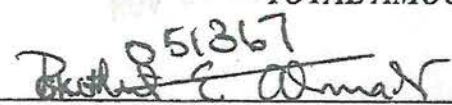



**PALMDALE WATER DISTRICT
BOARD OF DIRECTORS
MONTHLY COMPENSATION FORM**

OCT 28 2015

MONTH: OCTOBER

YEAR: 2015

REGULAR BOARD MEETINGS: SPECIAL BOARD MEETINGS:	2ND..WED. 14	4TH WED. 28	AMOUNT \$ 300.00
	DATE		
			\$
			\$
			\$
			\$
			\$
			\$
COMMITTEE MEETINGS - COMMITTEE:	DATE		
AVSWCA	10-15-15		\$ 150.00
PRWA	10-21-15		\$ 150.00
			\$
			\$
			\$
			\$
			\$
			\$
OTHER AUTHORIZED MEETINGS - MEETING:	DATE		
BOARD BRIEFING	10-12-15		\$ 150.00
PWD CANDIDATE FORUM	10-22-15	NO CHARGE	\$ -0-
BOARD BRIEFING	10-27-15		\$ 150.00
OPEN HOUSE / MIXER @ PWD	10-29-15	NO CHARGE	\$ -0-
AD HOC FIN & FEATHER	10-29-15		\$ 150.00
			\$
			\$
			\$
PAID			
TOTAL AMOUNT DUE:			\$ 1050.00
DIRECTOR'S SIGNATURE:	 051867 Robert E. Almaraz		 11/2/15
DATE:	10-29-15		



**PALMDALE WATER DISTRICT
BOARD OF DIRECTORS
MONTHLY COMPENSATION FORM**



OCT 28 2015

NOTES:

① 四四子五五

YEAR:

2015-

REGULAR BOARD MEETINGS: SPECIAL BOARD MEETINGS:	2ND. WED. 10.14	4TH WED. 10.28	AMOUNT \$ 300.00
DATE			
			\$
			\$
			\$
			\$
			\$
			\$
COMMITTEE MEETINGS - COMMITTEE:	DATE		
FACILITIES	10.1		\$ 150.00
WATER RELIABILITY	10.5		\$ 150.00
FINANCE	10.7		\$ 150.00
BUDGET-FINANCE	10.19		\$ 150.00
ADHOC FINE LEATHER	10.29		\$ 150.00
			\$
			\$
			\$
OTHER AUTHORIZED MEETINGS - MEETING:	DATE		\$ 150.00
AVER BOARD MTG	10.13		\$
AVER BOARD MTG	10.27		\$ 150.00
RECYCLE WATER AUTH.	10.21		\$ 150.00
BOARD BRIEFING	10.12		\$ -0
BOARD BRIEFING	10.27		\$ -0
			\$
			\$
TOTAL AMOUNT DUE:			\$ 1500.00
DIRECTOR'S SIGNATURE:			
DATE:	10.29.15		
			




PALMDALE WATER DISTRICT
BOARD OF DIRECTORS RECEIVED
 MONTHLY COMPENSATION FORM

DEC 30 2015

MONTH: _____ October _____

BY: _____
 YEAR: 2015

	2ND. WED. 10/14/2015	4TH WED. 10/28/2015	AMOUNT
<i>REGULAR BOARD MEETINGS:</i>			\$ 300.00
<i>SPECIAL BOARD MEETINGS:</i>	DATE		
Halloween Mixer District Office Board Room	10/29/2015		\$ 150.00
			\$
			\$
			\$
			\$
			\$
<i>COMMITTEE MEETINGS -</i>			
COMMITTEE:	DATE		
Facilities Committee Meeting	10/01/2015		\$ 150.00
			\$
			\$
			\$
			\$
			\$
			\$
			\$
<i>OTHER AUTHORIZED MEETINGS -</i>			
MEETING:	DATE		
Board Briefing	10/13/2015		\$ 150.00
Board Briefing	10/27/2015		\$ 150.00
			\$
			\$
			\$
			\$
			\$
			\$
			\$
<div style="text-align: right;"> PAID OCT - 30 2015 CK. # <u>51667</u> </div>			
TOTAL AMOUNT DUE:			\$ 900.00
DIRECTOR'S SIGNATURE: <u></u>			
DATE: <u>October 31, 2015</u>			

PALMDALE WATER DISTRICT EXPENSE REPORT

NAME: Joe Estes DATE: Nov/29/2015 - Dec/04/2015

DATE	DESTINATION AND PURPOSE	TRANSPORTATION				TOTAL AMOUNT
		PUBLIC		PRIVATE CAR		
		CARRIER	AMOUNT	MILEAGE	AMOUNT	
11.29.2015- 12.04.2015	HYATT REGENCY Hotel (ACWA's Conference)			259.00 (RT)	\$0.575/Mile	148.93
					Total	148.93

[illegible]

CERTIFICATION:

DIRECTOR'S SIGNATURE:

PAID

RECEIVED

DEC 30 2015

BY:



**PALMDALE WATER DISTRICT
BOARD OF DIRECTORS
MONTHLY COMPENSATION FORM**

NOV 12 2015

WORKING

October

YEAR: 2015

REGULAR BOARD MEETINGS:	2ND. WED.	4TH WED.	\$ AMOUNT
SPECIAL BOARD MEETINGS:			
	DATE		
			\$
			\$
			\$
			\$
			\$
			\$
COMMITTEE MEETINGS - COMMITTEE:	DATE		
			\$
			\$
			\$
			\$
			\$
			\$
			\$
			\$
			\$
OTHER AUTHORIZED MEETINGS - MEETING:	DATE		
Palmobile Recycled Water	10/21/15		\$ 150 ⁰⁰
Inland Empire Water	10/26/15		\$ 150 ⁰⁰
			\$
			\$
			\$
			\$
			\$
			\$
			\$
			\$
TOTAL AMOUNT DUE:			\$ 600⁰⁰
DIRECTOR'S SIGNATURE:			
DATE:			

RECEIVED

RECEIVED

PALMDALE WATER DISTRICT
EXPENSE REPORT

OCT 12 2015

BY: A/P

DATE:

NAME: Kathy MacLaren

9/30/15

DATE	DESTINATION AND PURPOSE	TRANSPORTATION				TOTAL AMOUNT
		PUBLIC		PRIVATE CAR		
		CARRIER	AMOUNT	MILEAGE	AMOUNT	
9/21/15	Monterey - CSDA	United	430 ⁰⁰			430 ⁰⁰
9/21/15	Green Cab - CSDA		10 ⁰⁰			10 ⁰⁰
9/24/15	Yellow Cab		20 ⁰⁰			20 ⁰⁰

DATE	MEALS/TIPS	LODGING	MISC.	TOTAL AMOUNT
9/24/15			25 ⁰⁰	25 ⁰⁰



Green Cab Taxi
(831) 647-8888
Your Driver: Jerry
24 HRS SERVICE

Date: 9/24/15

From: Hotel

To: Airport

CAB#: \$ 20⁰⁰

CERTIFICATION:

DIRECTOR'S SIGNATURE:

Kathy MacLaren

OK. # Dines Deposit



PALMDALE WATER DISTRICT
BOARD OF DIRECTORS
MONTHLY COMPENSATION FORM

NOV 25 2015

MONTH: NOVEMBER

YEAR: 2015

	2ND. WED. <u>9</u>	4TH WED. <u>25</u>	AMOUNT
REGULAR BOARD MEETINGS:			\$ 300.00
SPECIAL BOARD MEETINGS:			
	DATE		
			\$
			\$
			\$
			\$
			\$
			\$
COMMITTEE MEETINGS -			
COMMITTEE:	DATE		
			\$
			\$
			\$
			\$
			\$
			\$
			\$
			\$
			\$
OTHER AUTHORIZED MEETINGS -			
MEETING:	DATE		
BOARD BRIEFING	11-05-15	CR. # <u>051617</u>	\$ 150.00
AVSWCA EXPO	11-07-15		\$ 150.00
BUDGET WORKSHOP	11-09-15	NO CHARGE	\$ 0
AVSWCA BOARD MEETING	11-12-15		\$ 150.00
SCOPING MEETING/BUSTOUR	11-16-15	NO CHARGE	\$ 0
REBATE FOR VETS PVFW	11-17-15	NO CHARGE	\$ 0
RECYCLED WATER AUTHORITY	11-18-15		\$ 150.00
BOARD BRIEFING	11-23-15		\$ 150.00
TOTAL AMOUNT DUE:			\$ 1,050.00
DIRECTOR'S SIGNATURE:	<u>Robert E. Almad</u>		
DATE:	<u>11-25-15</u>		

@
11/30/15



PALMDALE WATER DISTRICT
BOARD OF DIRECTORS
MONTHLY COMPENSATION FORM

NOV 25 2015

MONTH: NOVEMBER

YEAR: 2015

REGULAR BOARD MEETINGS: SPECIAL BOARD MEETINGS:	2ND. WED. <u>11.9</u>	4TH WED. <u>11.25</u>	AMOUNT \$ <u>300.00</u>
	DATE		
			\$
			\$
			\$
			\$
			\$
			\$
COMMITTEE MEETINGS - COMMITTEE:	DATE		
<u>FINANCE COMM.</u>	<u>11/4</u>		\$ <u>150.00</u>
			\$
			\$
			\$
			\$
			\$
			\$
			\$
OTHER AUTHORIZED MEETINGS - MEETING:	DATE		
<u>BRIEFING</u>	<u>11/5</u>		\$ <u>150.00</u>
<u>BRIEFING</u>	<u>11/23</u>		\$ <u>150.00</u>
<u>AVEK BOARD MTG</u>	<u>11/10</u>		\$ <u>150.00</u>
<u>RECYCLED WATER</u>	<u>11/18</u>		\$ <u>150.00</u>
<u>AVEK BOARD MTG</u>	<u>11/24</u>		\$ <u>150.00</u>
<u>ACWA INDIAN WELLS</u>	<u>11/30</u>		\$ <u>150.00</u>
			\$
			\$

PAID

TOTAL AMOUNT DUE:

\$ 1350.00

DIRECTOR'S SIGNATURE:

DATE:

ck # Direct Deposit
(Vincent Dindo)
11.30.15

(Signature)


11/30/15

PALMDALE WATER DISTRICT EXPENSE REPORT

NAME: Vincent Dino

DATE: 11.30.15

DATE	DESTINATION
11/5	



Palmdale Business Breakfast

Date: 11/5/15

Receipt Amount:

☒ \$13 Members ☐ \$18 Non-Members

Palmdale Chamber of Commerce
817 E. Ave. Q9, Palmdale, CA 93550
661.273.3232
www.palmdalechamber.org

ACCREDITED

TAXATION		TOTAL AMOUNT
PRIVATE CAR MILEAGE	AMOUNT	

DATE		MEALS/TIPS	LODGING	MISC.	TOTAL AMOUNT
11.5	PALMDALE CHAMBER BREAKFAST	\$ 13.00			\$13.00
					\$13.00

PAID

DEC 15
Ch. # Direct Deposit

CERTIFICATION:

DIRECTOR'S SIGNATURE: _____

[Handwritten Signature]



**PALMDALE WATER DISTRICT
BOARD OF DIRECTORS
MONTHLY COMPENSATION FORM**

DEC 10 2015

MONTH: November

YEAR: 2015

REGULAR BOARD MEETINGS: SPECIAL BOARD MEETINGS:	2ND. WED. <input type="checkbox"/>	4TH WED. <input type="checkbox"/>	AMOUNT
	DATE		\$
			\$
			\$
			\$
			\$
			\$
			\$
COMMITTEE MEETINGS - COMMITTEE:	DATE		\$
Finance	11/4		\$ 150
Workshop	11/9		\$ 150
Water Reliability	11/23		\$ 150
			\$
			\$
			\$
			\$
			\$
OTHER AUTHORIZED MEETINGS - MEETING:	DATE		\$
			\$
			\$
			\$
			\$
			\$
			\$
			\$
			\$
			\$
PAID			\$
TOTAL AMOUNT DUE:			\$ 450
DIRECTOR'S SIGNATURE:			
DATE:			



PALMDALE WATER DISTRICT
BOARD OF DIRECTORS
MONTHLY COMPENSATION FORM

BY: _____

MONTH: November

YEAR: 2015

<i>REGULAR BOARD MEETINGS:</i>	2ND. WED.	11/09/2015	4TH WED.	11/25/2015	AMOUNT \$ 300.00
<i>SPECIAL BOARD MEETINGS:</i>					
	DATE				
Board Budget Meeting	11/09/2015				\$ 0.00
Facilities Tour	11/24/2015				\$ 150.00
CSDA Conference	11/29/2015				\$ 150.00
CSDA Conference	11/30/2015				\$ 150.00
					\$
					\$
<i>COMMITTEE MEETINGS - COMMITTEE:</i>	DATE				
Facilities Committee Meeting Canceled by Kathy	11/15/2015				\$ 0.00
All Director Estes's Meetings Canceled By Kathy					\$ 0.00
					\$
					\$
					\$
					\$
					\$
					\$
					\$
<i>OTHER AUTHORIZED MEETINGS - MEETING:</i>	DATE				
Board Briefing	11/23/2015				\$ 150.00
					\$
					\$
					\$
					\$
					\$
					\$
					\$
					\$
					\$
<div style="text-align: right;">PAID</div>					
<div style="text-align: right;">Ck # 51667</div>					
TOTAL AMOUNT DUE:					\$ 900.00
DIRECTOR'S SIGNATURE:					
DATE:	November 30, 2015				

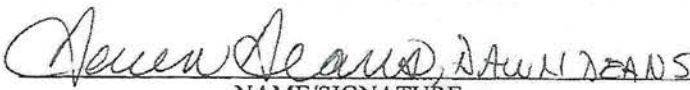
RECEIVED

PALMDALE WATER DISTRICT
DIRECTOR MONTHLY MEETING
COMPENSATION FORM

JAN 26 2016

INSTRUCTIONS: SUBMIT FORM TO DAWN DEANS BY THE FIRST REGULAR BOARD MEETING FOR PRIOR MONTHS' MEETINGS. VERIFIED FORMS WILL BE FORWARDED FOR PROCESSING.

NAME: ROBERT ALVARADO MONTH: DECEMBER YEAR: 2015
SIGNATURE: Robert E. Alvarado DATE: 01-26-16

MEETING DESCRIPTION	DATE	AB1234 REPORT GIVEN PER ARTICLE 4 SECTION 4.07.5	AMOUNT
<u>REGULAR BOARD MEETINGS:</u>			
2 nd Wednesday	12-9-15	N/A	\$ 150.00
4 th Wednesday		N/A	\$
<u>SPECIAL BOARD MEETINGS:</u>			
		N/A	
		N/A	\$
		N/A	\$
		N/A	\$
<u>COMMITTEE MEETINGS:</u>			
			\$
			\$
			\$
			\$
			\$
			\$
			\$
			\$
<u>OTHER AUTHORIZED MEETINGS:</u>			
BOARD BRIEFING	12-7-15-	Y	\$ 150.00
LANCASTER HOLIDAY PARADE	12-5-15-	Y	\$ 0
PALMDALE HOLIDAY PARADE	12-12-15	X N	\$ 0
PWD HOLIDAY DINNER	12-12-15	X N	\$ 0
PLANT 42 RAB MEETING	12-2-15-	Y	\$ 750.00
			\$
			\$
			\$
TOTAL AMOUNT DUE:			\$ ^{RA} 450.00
FOR OFFICE USE ONLY:			
VERIFICATION OF AB1234 REPORTING PER BOARD MINUTES			
 NAME/SIGNATURE			1-28-16 DATE

W 1/28/16



PALMDALE WATER DISTRICT **RECEIVED**
DIRECTOR MONTHLY MEETING
COMPENSATION FORM

JAN 14 2016

INSTRUCTIONS: SUBMIT FORM TO DAWN DEANS BY THE FIRST REGULAR BOARD MEETING FOR PRIOR MONTHS' MEETINGS. VERIFIED FORMS WILL BE FORWARDED FOR PROCESSING.

NAME: MARCO HENRIQUEZ MONTH: DECEMBER YEAR: 2015

SIGNATURE: [Signature] DATE: 1/14/15

MEETING DESCRIPTION	DATE	AB1234 REPORT GIVEN PER ARTICLE 4 SECTION 4.07.5	AMOUNT
REGULAR BOARD MEETINGS:			
2 nd Wednesday	12/9/15	N/A	\$ 150
4 th Wednesday		N/A	\$
SPECIAL BOARD MEETINGS:			
		N/A	
		N/A	\$
		N/A	\$
		N/A	\$
COMMITTEE MEETINGS:			
			\$
			\$
			\$
			\$
			\$
			\$
			\$
			\$
			\$
OTHER AUTHORIZED MEETINGS:			
BOARD MEETING BRIEFING	12/7/15		\$ 150
GENERAL BRIEFING	12/15/15		\$ 150
GENERAL BRIEFING	12/29/15		\$ —
		PAID	
			\$
			\$
			\$
			\$
		CK. # 051855	\$
TOTAL AMOUNT DUE:			\$ 450 -
FOR OFFICE USE ONLY:			
VERIFICATION OF AB1234 REPORTING PER BOARD MINUTES		DAWN DEANS <u>[Signature]</u> NAME/SIGNATURE	1-14-16 DATE

[Signature] 1/19/16



**PALMDALE WATER DISTRICT
BOARD OF DIRECTORS
MONTHLY COMPENSATION FORM**

MONTH: 1/ DECEMBER

YEAR: 2015

REGULAR BOARD MEETINGS: SPECIAL BOARD MEETINGS:	2ND. WED. 12.9	4TH WED. 12.16	AMOUNT \$ 150.00
DATE			
			\$
			\$
			\$
			\$
			\$
			\$
COMMITTEE MEETINGS - COMMITTEE:	DATE		
			\$
			\$
			\$
			\$
			\$
			\$
			\$
			\$
OTHER AUTHORIZED MEETINGS - MEETING:	DATE		
ACWA - INDIAN WELLS	12-1		\$ 150.00
ACWA " "	12-2		\$ 150.00
ACWA " "	12-3		\$ 150.00
ACWA " "	12-3		\$ 150.00
BOARD BRIEFING	12-7		\$ 150.00
AVER BOARD MTG	12-8		\$ 150.00
			\$
CR. # Diner Report			
TOTAL AMOUNT DUE:			\$ 1,050.00
DIRECTOR'S SIGNATURE: <u>Vincent Dine</u> DATE: <u>DEC. 28, 2015</u>			

**PALMDALE WATER DISTRICT
EXPENSE REPORT**

NAME:

Vincent Dine

DATE:

DEC 28, 2015

DATE	DESTINATION AND PURPOSE	TRANSPORTATION				TOTAL AMOUNT
		PUBLIC		PRIVATE CAR		
		CARRIER	AMOUNT	MILEAGE	AMOUNT	
11.30-12.4	INDIAN WELLS - ACWA CONF			262	57.5	\$157.00

DATE	MEALS/TIPS	LODGING	MISC.	TOTAL AMOUNT
11.30	\$24.79			\$24.79
11.30	29.50			29.50
12.3	19.50			19.50
12.3	41.89			41.89

OWE
P. W.D.
\$6.39
pd 1-4-16
ckn
#6000

PAID

JAN - 4 2016

ck. # Direct Deposit

CERTIFICATION:

DIRECTOR'S SIGNATURE:

[Signature]



**PALMDALE WATER DISTRICT
BOARD OF DIRECTORS
MONTHLY COMPENSATION FORM**

DEC 6 2015

MONTH:

December

YEAR:

2015

REGULAR BOARD MEETINGS: SPECIAL BOARD MEETINGS:	2ND. WED. <input checked="" type="checkbox"/>	4TH WED. <input type="checkbox"/>	\$	AMOUNT 150.00
	DATE			
			\$	
			\$	
			\$	
			\$	
			\$	
			\$	
COMMITTEE MEETINGS - COMMITTEE:	DATE			
			\$	
			\$	
			\$	
			\$	
			\$	
			\$	
			\$	
			\$	
OTHER AUTHORIZED MEETINGS - MEETING:	DATE			
JPIA	Nov 30 - Dec 1		\$	300.00
ACWA	Dec 2 - Dec 4		\$	450.00
All Hands Meeting	Dec 16th		\$	0
			\$	
			\$	
			\$	
			\$	
			\$	
			\$	
			PAID	
			DIRECT DEPOSIT	
			TOTAL AMOUNT DUE: \$ 900.00	
DIRECTOR'S SIGNATURE: <u>[Signature]</u>				
DATE: <u>12/16/15</u>			<u>12/14/15</u>	



PALMDALE WATER DISTRICT
DIRECTOR MONTHLY MEETING
COMPENSATION FORM

RECEIVED

APR 12 2016

INSTRUCTIONS: SUBMIT FORM TO DAWN DEANS BY THE FIRST REGULAR BOARD MEETING FOR PRIOR MONTHS' MEETINGS. VERIFIED FORMS WILL BE FORWARDED FOR PROCESSING.

NAME: Joe Estes MONTH: January YEAR: 2016
SIGNATURE: *Joe Estes* DATE: 01/31/16

MEETING DESCRIPTION	DATE	AB1234 REPORT GIVEN PER ARTICLE 4 SECTION 4.07.5	AMOUNT
REGULAR BOARD MEETINGS:			
2 nd Wednesday	01/13/16	N/A	\$ 150.00
4 th Wednesday	01/27/16	N/A	\$ 150.00
SPECIAL BOARD MEETINGS:			
		N/A	
Budget Workshop	01/19/16	N/A	\$ 150.00
		N/A	
		N/A	
COMMITTEE MEETINGS:			
AVSWCA Committee Meeting	01/14/16	YES	\$ 150.00
		YES	
		YES	
		YES	
		YES	
		YES	
		YES	
OTHER AUTHORIZED MEETINGS:			
Board Briefing	01/11/16	YES	\$ 150.00
Board Briefing	01/26/16	YES	\$ 150.00
		YES	
		YES	
		YES	
		YES	
		YES	
TOTAL AMOUNT DUE:			\$ 750.00
FOR OFFICE USE ONLY:			
VERIFICATION OF AB1234 REPORTING PER BOARD MINUTES			
<i>DAWN DEANIS</i> NAME/SIGNATURE			<i>4-12-16</i> DATE

PAID
APR 14 2016
Ck. # 052327


**PALMDALE WATER DISTRICT
DIRECTOR MONTHLY MEETING
COMPENSATION FORM**

RECEIVED

JAN 26 2016

INSTRUCTIONS: SUBMIT FORM TO DAWN DEANS BY THE FIRST REGULAR BOARD MEETING FOR PRIOR MONTHS' MEETINGS. VERIFIED FORMS WILL BE FORWARDED FOR PROCESSING.

NAME: ROBERT E. ALVARADO MONTH: JANUARY YEAR: 2016
SIGNATURE: Robert E. Alvarado DATE: 01-26-16

MEETING DESCRIPTION	DATE	AB1234 REPORT GIVEN PER ARTICLE 4 SECTION 4.07.5	AMOUNT
REGULAR BOARD MEETINGS:			
2 nd Wednesday	01-13-16	N/A	\$ 150.00
4 th Wednesday	01-27-16	N/A	\$ 150.00
SPECIAL BOARD MEETINGS:			
BUDGET WORKSHOP	01-19-16	N/A	\$ 150.00
		N/A	\$
		N/A	\$
		N/A	\$
COMMITTEE MEETINGS:			
			\$
			\$
			\$
			\$
			\$
			\$
			\$
			\$
			\$
OTHER AUTHORIZED MEETINGS:			
BOARD BRIEFING	01-11-16	Y	\$ 150.00
BUDGET WORKSHOP BRIEFING	01-14-16	Y	\$ 0
AVSWCA	01-14-16	Y	\$ 150.00
PRWA	01-20-16	Y	\$ 150.00
PCC PRESENTATION INST.	01-22-16	Y	\$ 150.00
BOARD BRIEFING	01-25-16	Y	\$ 150.00
			\$
			\$
TOTAL AMOUNT DUE:			\$1,200.00
FOR OFFICE USE ONLY:			
VERIFICATION OF AB1234 REPORTING PER BOARD MINUTES			
 NAME/SIGNATURE			<u>2-4-16</u> DATE

@ 2/4/16

**PALMDALE WATER DISTRICT
DIRECTOR MONTHLY MEETING
COMPENSATION FORM**

RECEIVED

FEB 10 2016

INSTRUCTIONS: SUBMIT FORM TO DAWN DEANS BY THE FIRST REGULAR BOARD MEETING FOR PRIOR MONTHS' MEETINGS. VERIFIED FORMS WILL BE FORWARDED FOR PROCESSING.

NAME: VINCENT DINO MONTH: JANUARY YEAR: 2016
SIGNATURE: [Signature] DATE: 2-10-16

MEETING DESCRIPTION	DATE	AB1234 REPORT GIVEN PER ARTICLE 4 SECTION 4.07.5	AMOUNT
REGULAR BOARD MEETINGS:			
2 nd Wednesday	1.13.16	N/A	\$ 150.00
4 th Wednesday	1.27.16	N/A	\$ 150.00
SPECIAL BOARD MEETINGS:			
BUDGET WORKSHOP	1.19.16	N/A	150.00
		N/A	\$
		N/A	\$
		N/A	\$
COMMITTEE MEETINGS:			
			\$
			\$
			\$
			\$
			\$
			\$
			\$
			\$
OTHER AUTHORIZED MEETINGS:			
BOARD BRIEFING	1.11.16	YES	\$ 150.00
AVER BOARD MTG.	1.12.16	YES	\$ 150.00
BUDGET BRIEFING	1.14.16	YES	\$ 150.00
PRWA	1.20.16	YES	150.00
BOARD BRIEFING	1.25.16	YES	\$ 150.00
AVER BOARD MTG.	1.26.16	YES	\$ 150.00
DR. BILL MATHIS	1.27.16	YES No report	\$ -0-
			\$
TOTAL AMOUNT DUE:			\$ 1350.00
FOR OFFICE USE ONLY:			
VERIFICATION OF AB1234 REPORTING PER BOARD MINUTES			
<u>Dawn Dean</u> NAME/SIGNATURE			<u>2-16-16</u> DATE

PAID

ck. # Dino Deposit

PALMDALE WATER DISTRICT
DIRECTOR MONTHLY MEETING
COMPENSATION FORM

RECEIVED

FEB 16 2016

INSTRUCTIONS: SUBMIT FORM TO DAWN DEANS BY THE FIRST REGULAR BOARD MEETING FOR PRIOR MONTHS' MEETINGS. VERIFIED FORMS WILL BE FORWARDED FOR PROCESSING.

NAME: MARCO HENRIQUEZ MONTH: JANUARY YEAR: 2016
SIGNATURE: [Signature] DATE: 2/17/16

MEETING DESCRIPTION	DATE	AB1234 REPORT GIVEN PER ARTICLE 4 SECTION 4.07.5	AMOUNT
<u>REGULAR BOARD MEETINGS:</u>			
2 nd Wednesday	1/13/16	N/A	\$ 150
4 th Wednesday	1/27/16	N/A	\$ 150
<u>SPECIAL BOARD MEETINGS:</u>			
<u>BUDGET MEETING</u>	1/19/16	N/A	\$ 150—
		N/A	\$
		N/A	\$
		N/A	\$
<u>COMMITTEE MEETINGS:</u>			
			\$
			\$
			\$
			\$
			\$
			\$
			\$
			\$
			\$
<u>OTHER AUTHORIZED MEETINGS:</u>			
BRIEFING FOR 1/13 MTG	1/11/16	Yes.	\$ 150—
BRIEFING FOR 1/19 MTG	1/14/16	Yes.	\$ 150
BRIEFING FOR 1/27 MTG	1/21/16	Yes.	\$ 150
CSDA LEADERSHIP CONFERENCE	1/24/16	Yes.	—
CSDA LEADERSHIP CONFERENCE	1/25/16	Yes.	\$ 150
CSDA LEADERSHIP CONFERENCE	1/26/16	Yes.	\$ 150
CSDA LEADERSHIP CONFERENCE	1/27/16	Yes.	\$ —
PALMDALE CHAMBER INSTALLATION	1/22/16	Yes.	\$ —
TOTAL AMOUNT DUE:			\$ 1,200—
FOR OFFICE USE ONLY:			
VERIFICATION OF AB1234 REPORTING PER BOARD MINUTES		<u>[Signature]</u> NAME/SIGNATURE	<u>2-16-16</u> DATE

PAID

FEB 16 2016

Chk # 051950



PALMDALE WATER DISTRICT
DIRECTOR MONTHLY MEETING
COMPENSATION FORM

RECEIVED

FEB 03 2016

INSTRUCTIONS: SUBMIT FORM TO DAWN DEANS BY THE FIRST REGULAR BOARD MEETING FOR PRIOR MONTHS' MEETINGS. VERIFIED FORMS WILL BE FORWARDED FOR PROCESSING.

NAME: Kathy MacLaren MONTH: January YEAR: 2016
SIGNATURE: Kathy MacLaren DATE: 2/3/16

MEETING DESCRIPTION	DATE	ABI234 REPORT GIVEN PER ARTICLE 4 SECTION 4.07.5	AMOUNT
<u>REGULAR BOARD MEETINGS:</u>			
2 nd Wednesday		N/A	\$ 150 ⁰⁰
4 th Wednesday		N/A	\$ 150 ⁰⁰
<u>SPECIAL BOARD MEETINGS:</u>			
Budget Workshop	1/19/16	N/A	150 ⁰⁰
		N/A	\$
		N/A	\$
		N/A	\$
<u>COMMITTEE MEETINGS:</u>			
			\$
			\$
			\$
			\$
			\$
			\$
			\$
			\$
			\$
<u>OTHER AUTHORIZED MEETINGS:</u>			
PRWA	1/20/16	4	\$ 150 ⁰⁰
			\$
			\$
			\$
			\$
			\$
			\$
			\$
TOTAL AMOUNT DUE:			\$ 600 ⁰⁰
FOR OFFICE USE ONLY: VERIFICATION OF ABI234 REPORTING PER BOARD MINUTES			
DAWN DEANS <u>Dawn Deans</u>		2-4-16	
NAME/SIGNATURE		DATE	

2/4/16



PALMDALE WATER DISTRICT
DIRECTOR MONTHLY MEETING
COMPENSATION FORM

RECEIVED

APR 12 2016

INSTRUCTIONS: SUBMIT FORM TO DAWN DEANS BY THE FIRST REGULAR BOARD MEETING FOR PRIOR MONTHS' MEETINGS. VERIFIED FORMS WILL BE FORWARDED FOR PROCESSING.


NAME: Joe Estes

MONTH: February

YEAR: 2016

SIGNATURE: 

DATE: 02/29/16

MEETING DESCRIPTION	DATE	AB1234 REPORT GIVEN PER ARTICLE 4 SECTION 4.07.5	AMOUNT
REGULAR BOARD MEETINGS:			
2 nd Wednesday	02/10/16	N/A	\$ 150.00
4 th Wednesday	02/24/16	N/A	\$ 150.00
SPECIAL BOARD MEETINGS:			
		N/A	
AV Board of Trade	02/26/16	N/A Yes	\$ 150.00
		N/A	
		N/A	
COMMITTEE MEETINGS:			
		YES	
		YES	
		YES	
		YES	
		YES	
		YES	
		YES	
OTHER AUTHORIZED MEETINGS:			
Meeting with Matt (AGM)	02/03/16	YES	\$ 150.00
Board Briefing	02/09/16	YES	\$ 150.00
Meeting with Dr. Bill Mathis	02/19/16	YES	\$ 150.00
Phone Briefing	02/22/16	YES	\$ 150.00
		YES	
		YES	
		YES	
TOTAL AMOUNT DUE:			\$ 750.00
FOR OFFICE USE ONLY:			
VERIFICATION OF AB1234 REPORTING PER BOARD MINUTES			
			4-14-16
NAME/SIGNATURE			DATE

PAID

Ck. # 052327



PALMDALE WATER DISTRICT **RECEIVED**
DIRECTOR MONTHLY MEETING
COMPENSATION FORM

FEB 24 2016

INSTRUCTIONS: SUBMIT FORM TO DAWN DEANS BY THE FIRST REGULAR BOARD MEETING FOR PRIOR MONTHS' MEETINGS. VERIFIED FORMS WILL BE FORWARDED FOR PROCESSING.

NAME: ROBERT ALVARADO MONTH: FEBRUARY YEAR: 2016
SIGNATURE: Robert E. Alvarado DATE: 02-24-16

MEETING DESCRIPTION	DATE	AB1234 REPORT GIVEN PER ARTICLE 4 SECTION 4.07.5	AMOUNT
REGULAR BOARD MEETINGS:			
2 nd Wednesday	02-10-16	N/A	\$ 150.00
4 th Wednesday	02-24-16	N/A	\$ 150.00
SPECIAL BOARD MEETINGS:			
BOARD PLANNING & COMMUNICATION	02-29-16	N/A	150.00
		N/A	\$
		N/A	\$
		N/A	\$
COMMITTEE MEETINGS:			
			\$
			\$
			\$
			\$
			\$
			\$
			\$
			\$
OTHER AUTHORIZED MEETINGS:			
AGENDA REVIEW & APPROVAL	02-02-16	4	\$ 150.00
CITY COUNCIL (PRWA ON AGENDA)	02-03-16	NO CHARGE	\$ -0-
BOARD BRIEFING	02-08-16	4	\$ 150.00
AGENDA REVIEW & APPROVAL	02-16-16	4	150.00
PALMDALE RECYCLED WATER	02-17-16	4	\$ 150.00
BOARD BRIEFING	02-22-16	4	\$ 150.00
ASSEMBLYMAN LACKEY OPEN HOUSE	02-25-16	NO CHARGE	\$ -0-
BUSINESS OUTLOOK CONFERENCE	02-26-16	4	\$ 150.00
			1,200.00
TOTAL AMOUNT DUE:			\$1,350.00
FOR OFFICE USE ONLY:			
VERIFICATION OF AB1234 REPORTING PER BOARD MINUTES			
NAME/SIGNATURE <u>Dawn Deans/Dawn Deans</u>			DATE <u>3-10-16</u>

RA

!

RA



PALMDALE WATER DISTRICT RECEIVED
DIRECTOR MONTHLY MEETING
COMPENSATION FORM

MAR 09 2016

INSTRUCTIONS: SUBMIT FORM TO DAWN DEANS BY THE FIRST REGULAR BOARD MEETING FOR PRIOR MONTHS' MEETINGS. VERIFIED FORMS WILL BE FORWARDED FOR PROCESSING.

NAME: Vincent Dindo MONTH: FEB. YEAR: 2016

SIGNATURE: [Signature] DATE: 3-9-16

MEETING DESCRIPTION	DATE	AB1234 REPORT GIVEN PER ARTICLE 4 SECTION 4.07.5	AMOUNT
REGULAR BOARD MEETINGS:			
2 nd Wednesday	2.10.16.	N/A	\$ 150.00
4 th Wednesday	2.24.16.	N/A	\$ 150.00
SPECIAL BOARD MEETINGS:			
		N/A	
		N/A	\$
		N/A	\$
		N/A	\$
COMMITTEE MEETINGS:			
			\$
			\$
			\$
			\$
			\$
			\$
			\$
			\$
OTHER AUTHORIZED MEETINGS:			
BOARD BRIEFING	2.8.16.	y	\$ 150.00
AVEL BOARD MTG.	2.9.16.	y	\$ 150.00
PRWA	2.17.16.	y	\$ 150.00
MTG. DR. MATHIS	2.19.16.	y	150.00
BOARD BRIEFING	2.22.16.	y	\$ 150.00
AVEL BOARD MTG	2.23.16.	y	\$ 150.00
BOARD OF TRADE	2.26.16.	y	\$ 150.00
AVEL WATER BANKING	2-8-16.	y	\$ 0
TOTAL AMOUNT DUE:			\$ 1350.00
FOR OFFICE USE ONLY:			
VERIFICATION OF AB1234 REPORTING PER BOARD MINUTES		<u>Dawn Deans/Dawn Deans</u> NAME/SIGNATURE	<u>3-10-16</u> DATE

PALMDALE WATER DISTRICT
DIRECTOR MONTHLY MEETING
COMPENSATION FORM

RECEIVED

FEB 29 2016

INSTRUCTIONS: SUBMIT FORM TO DAWN DEANS BY THE FIRST REGULAR BOARD MEETING FOR PRIOR MONTHS' MEETINGS. VERIFIED FORMS WILL BE FORWARDED FOR PROCESSING.

NAME: MARCO HENRIQUEZ MONTH: FEBRUARY YEAR: 2016

SIGNATURE: [Signature] DATE: 2/29/16

MEETING DESCRIPTION	DATE	AB1234 REPORT GIVEN PER ARTICLE 4 SECTION 4.07.5	AMOUNT
<u>REGULAR BOARD MEETINGS:</u>			
2 nd Wednesday	2/10/16.	N/A	\$ 150
4 th Wednesday	2/24/16.	N/A	\$ 150
<u>SPECIAL BOARD MEETINGS:</u>			
BOARD MTG. BRIEFING	2/8/16.	N/A	150
BOARD MTG BRIEFING	2/22/16.	N/A	\$ 150
		N/A	\$
		N/A	\$
<u>COMMITTEE MEETINGS:</u>			
			\$
			\$
			\$
			\$
			\$
			\$
			\$
			\$
<u>OTHER AUTHORIZED MEETINGS:</u>			
AV AFRICAN AM. CHAMBER ^{LUNCH}	2/12/16.	yes	\$ —
PALMDALE CHAMBER LUNCH	2/17/16.	yes	\$ —
AVBOT BUSINESS OUTLOOK	2/24/16.	yes	\$ 150 —
			\$
			\$
			\$
			\$
			\$
TOTAL AMOUNT DUE:			\$ 750
FOR OFFICE USE ONLY: VERIFICATION OF AB1234 REPORTING PER BOARD MINUTES			
<u>Dawn Deans/Dawn Deans</u> NAME/SIGNATURE			<u>3-10-16</u> DATE

PAID

CK. # Disburse Deposit

PALMDALE WATER DISTRICT DIRECTOR EXPENSE REPORT

FEB 29 2016

1/24/16 - 1/27/16 CSDA Leadership

EVENT AND DATES

**Expense Type	Sun.	Mon.	Tues.	Wed.	Thurs.	Fri.	Sat.	Total
	c cc	c cc	c cc	c cc	c cc	c cc	c cc	
Hotel	181.36 ✓	181.36 ✓	181.36 ✓				181.36 ✓	725.44
Telephone								
Breakfast								
Lunch								
Dinner		7.88 ✓	13.50 ✓					21.33
Gratuities		3.00 ✓	2.00 ✓					5.00
Air Travel								
Shuttle/Taxi Fares								
Parking								
Registration Fees								
Total	181.36	192.19	196.86				181.36	751.77
Mileage		To	Around Town	Return		Total Roundtrip		
Start		34529	34673	34674		Roundtrip		
End		34673	34674	34820				
Total		144	1	147				

DETAILED RECEIPTS MUST BE ATTACHED FOR ALL EXPENSES

CC - Denotes a Credit Card (CalCard) Expenses/C - Denotes a Cash Expenses

Personal Credit Cards are considered "Cash"; check the CC box for District CalCard Expenses

Total Mileage: 292

x Mileage Rate: 0.54

Cash Expenses: 0

Credit Card Expense: 751.77

Mileage Expense: 157.68

Total Expenses: 909.45

Total Reimbursement: 157.68

MARCO HENRIQUEZ
Printed Name

Director's Signature:

2/29/16
Date:

Revised 01/01/2016

PAID

MAR 22 2016

Ck. # Direct Deposit



PALMDALE WATER DISTRICT
DIRECTOR MONTHLY MEETING
COMPENSATION FORM

RECEIVED

MAR 09 2016

INSTRUCTIONS: SUBMIT FORM TO DAWN DEANS BY THE FIRST REGULAR BOARD MEETING FOR PRIOR MONTHS' MEETINGS. VERIFIED FORMS WILL BE FORWARDED FOR PROCESSING.

NAME: Kathryn McLaren MONTH: February YEAR: 2016
SIGNATURE: Kathryn McLaren DATE: 1

MEETING DESCRIPTION	DATE	AB1234 REPORT GIVEN PER ARTICLE 4 SECTION 4.07.5	AMOUNT
<u>REGULAR BOARD MEETINGS:</u>			
2 nd Wednesday		N/A	\$ 1500
4 th Wednesday		N/A	\$ 1500
<u>SPECIAL BOARD MEETINGS:</u>			
		N/A	
		N/A	\$
		N/A	\$
		N/A	\$
<u>COMMITTEE MEETINGS:</u>			
			\$
			\$
			\$
			\$
			\$
			\$
			\$
			\$
<u>OTHER AUTHORIZED MEETINGS:</u>			
Discussions with AVEK PWD and LCID on possible JPA / Briefing	Feb 5	yes.	\$ 1500
			\$
			\$
			\$
			\$
			\$
			\$
			\$
TOTAL AMOUNT DUE:			\$ 4500
FOR OFFICE USE ONLY:			
VERIFICATION OF AB1234 REPORTING PER BOARD MINUTES		<u>Dawn Deans</u> NAME/SIGNATURE	<u>3-9-16</u> DATE



PALMDALE WATER DISTRICT
DIRECTOR MONTHLY MEETING
COMPENSATION FORM

RECEIVED

APR 12 2016

INSTRUCTIONS: SUBMIT FORM TO DAWN DEANS BY THE FIRST REGULAR BOARD MEETING FOR PRIOR MONTHS' MEETINGS. VERIFIED FORMS WILL BE FORWARDED FOR PROCESSING.

NAME: Joe Estes MONTH: March YEAR: 2016
SIGNATURE: *Joe Estes* DATE: 03/31/16

MEETING DESCRIPTION	DATE	AB1234 REPORT GIVEN PER ARTICLE 4 SECTION 4.07.5	AMOUNT
REGULAR BOARD MEETINGS:			
2 nd Wednesday	03/09/16	N/A	\$ 0.00
4 th Wednesday	03/23/16	N/A	\$ 150.00
SPECIAL BOARD MEETINGS:			
		N/A	
Treatment Plant Tour	03/24/16	N/A	\$ 150.00
		N/A	
		N/A	
COMMITTEE MEETINGS:			
		YES	
		YES	
		YES	
		YES	
		YES	
		YES	
		YES	
OTHER AUTHORIZED MEETINGS:			
Board Briefing	03/07/16	YES	\$ 150.00
Board Briefing	03/21/16	YES	\$ 150.00
		YES	
		YES	
		YES	
		YES	
		YES	
TOTAL AMOUNT DUE:			\$ 450.00
FOR OFFICE USE ONLY:			
VERIFICATION OF AB1234 REPORTING PER BOARD MINUTES		<i>Dawn Deans</i> NAME/SIGNATURE	4-14-16 DATE

PAID

APR 14 2016
CK. # 052327



PALMDALE WATER DISTRICT DIRECTOR MONTHLY MEETING COMPENSATION FORM

RECEIVED

APR 05 2016

INSTRUCTIONS: SUBMIT FORM TO DAWN DEANS BY THE FIRST REGULAR BOARD MEETING FOR PRIOR MONTHS' MEETINGS. VERIFIED FORMS WILL BE FORWARDED FOR PROCESSING.

NAME: Kathy MacLaren MONTH: March YEAR: 2016
SIGNATURE: Kathy MacLaren DATE: 4/5/16

MEETING DESCRIPTION	DATE	AB1234 REPORT GIVEN PER ARTICLE 4 SECTION 4.07.5	AMOUNT
<u>REGULAR BOARD MEETINGS:</u>			
2 nd Wednesday	3/9/16	N/A	\$ 15000
4 th Wednesday		N/A	\$
<u>SPECIAL BOARD MEETINGS:</u>			
		N/A	
		N/A	\$
		N/A	\$
		N/A	\$
<u>COMMITTEE MEETINGS:</u>			
			\$
			\$
			\$
			\$
			\$
			\$
			\$
			\$
<u>OTHER AUTHORIZED MEETINGS:</u>			
Read Across America	3/2/16	4	\$ 0
Footstep for Brilliance	3/30/16		\$ 0
			\$
			\$
			\$
			\$
			\$
			\$
			\$
TOTAL AMOUNT DUE:			\$ 15000
FOR OFFICE USE ONLY:			
VERIFICATION OF AB1234 REPORTING PER BOARD MINUTES		Dawn Deans [Signature]	4-14-16
		NAME/SIGNATURE	DATE

**PALMDALE WATER DISTRICT
DIRECTOR MONTHLY MEETING
COMPENSATION FORM**

RECEIVED

APR 14 2016

INSTRUCTIONS: SUBMIT FORM TO DAWN DEANS BY THE FIRST REGULAR BOARD MEETING FOR PRIOR MONTHS' MEETINGS. VERIFIED FORMS WILL BE FORWARDED FOR PROCESSING.

NAME: MARCO HENRIQUEZ MONTH: MARCH YEAR: 2016

SIGNATURE: [Signature] DATE: 4/14/16

MEETING DESCRIPTION	DATE	AB1234 REPORT GIVEN PER ARTICLE 4 SECTION 4.07.5	AMOUNT
REGULAR BOARD MEETINGS:			
2 nd Wednesday	3/9/16	N/A	\$ 150 —
4 th Wednesday	3/23/16	N/A	\$ 150 —
SPECIAL BOARD MEETINGS:			
		N/A	
		N/A	\$
		N/A	\$
		N/A	\$
COMMITTEE MEETINGS:			
AVSWCA	3/10/16	yes	\$ 150
			\$
			\$
			\$
			\$
			\$
			\$
			\$
OTHER AUTHORIZED MEETINGS:			
BOARD MEETING BRIEFING	3/7/16	yes	\$ 150 —
BOARD MEETING BRIEFING	3/22/16	yes	\$ 150
MARCH GAUZA WATER PRESENTATION	3/2/16	yes	\$ —
AV HISPANIC CHAMBER INSTALLATION	3/4/16	yes	—
READ ACROSS AMERICA	3/2/16	yes	\$ —
PALMDALE CHAMBER LUNCHEON	3/16/16	yes	\$ —
WATER TAKE ONE AWARDS	3/24/16	yes	\$ —
			\$
TOTAL AMOUNT DUE:			\$ 750.00
FOR OFFICE USE ONLY: VERIFICATION OF AB1234 REPORTING PER BOARD MINUTES <div style="display: flex; justify-content: space-between; margin-top: 10px;"> <div> <u>Dawn Deans / Dawn Deans</u> NAME/SIGNATURE </div> <div> <u>4-18-16</u> DATE </div> </div>			



**PALMDALE WATER DISTRICT
DIRECTOR MONTHLY MEETING
COMPENSATION FORM**

RECEIVED

MAR 23 2016

INSTRUCTIONS: SUBMIT FORM TO DAWN DEANS BY THE FIRST REGULAR BOARD MEETING FOR PRIOR MONTHS' MEETINGS. VERIFIED FORMS WILL BE FORWARDED FOR PROCESSING.

NAME: ROBERT ALVARADO MONTH: MARCH YEAR: 2016
SIGNATURE: Robert E. Alvarado DATE: 03-23-16

MEETING DESCRIPTION	DATE	AB1234 REPORT GIVEN PER ARTICLE 4 SECTION 4.07.5	AMOUNT
REGULAR BOARD MEETINGS:			
2 nd Wednesday	03-09-16	N/A	\$ 150.00
4 th Wednesday	03-23-16	N/A	\$ 150.00
SPECIAL BOARD MEETINGS:			
		N/A	
		N/A	\$
		N/A	\$
		N/A	\$
COMMITTEE MEETINGS:			
AV STATE WATER CONTRACTORS ASSOC	03-10-16	✓	\$ 150.00
ECONOMIC ROUNDTABLE REPORT LUNCHEON	03-17-16	✓	\$ 150.00
BOYS & GIRLS CLUB YOUTH OF THE YEAR	03-10-16	NO CHARGE ✓	\$ -0-
AWARD INSTALLATION			\$
AV OLD TIMERS ASSOCIATION LUNCHEON	03-25-16	NO CHARGE	\$ -0-
		PAID	\$
		APR 14 2016	\$
OTHER AUTHORIZED MEETINGS:			
AGENDA REVIEW & APPROVAL	03-01-16	NEK# 052326 NO CHARGE	\$ -0-
READ ACROSS AMERICA TAMARISK	03-02-16	✓	\$ 150.00
PRESENTATION CHCC INSTALLATION	03-04-16	✓	\$ 150.00
BOARD BRIEFING WITH GM	03-08-16	✓	150.00
MEETING WITH LEGAL COUNCIL	03-09-16	NO CHARGE ✓	\$ -0-
P WOMENS CLUB PRESENTATION LUNCHEON	03-10-16	NO CHARGE ✓	\$ -0-
AGENDA REVIEW & APPROVAL	03-15-16	NO CHARGE ✓	\$ -0-
BOARD BRIEFING WITH GM	03-21-16	✓	\$ 150.00
WATER TAKE ONE AWARD CEREMONY	03-24-16		150.00
TOTAL AMOUNT DUE:			\$ 1,350.00
FOR OFFICE USE ONLY: VERIFICATION OF AB1234 REPORTING PER BOARD MINUTES			
Dawn Deans / Dawn Deans Robert E. Alvarado		4-14-16 03-23-16	
NAME/SIGNATURE		DATE	

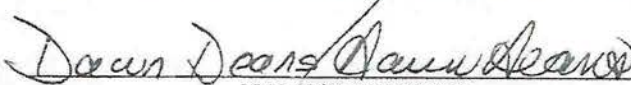
**PALMDALE WATER DISTRICT
DIRECTOR MONTHLY MEETING
COMPENSATION FORM**

RECEIVED

APR 13 2016

INSTRUCTIONS: SUBMIT FORM TO DAWN DEANS BY THE FIRST REGULAR BOARD MEETING FOR PRIOR MONTHS' MEETINGS. VERIFIED FORMS WILL BE FORWARDED FOR PROCESSING.

NAME: Vincent Dindo MONTH: MARCH YEAR: 2016
SIGNATURE: [Signature] DATE: 4.12.16

MEETING DESCRIPTION	DATE	AB1234 REPORT GIVEN PER ARTICLE 4 SECTION 4.07.5	AMOUNT
REGULAR BOARD MEETINGS:			
2 nd Wednesday	3.9.16	N/A	\$ 150.00
4 th Wednesday	3.23.16	N/A	\$ 150.00
SPECIAL BOARD MEETINGS:			
		N/A	
		N/A	\$
		N/A	\$
		N/A	\$
COMMITTEE MEETINGS:			
AVEK BOARD MTG	3.8.16	✓	\$ 150.00
AVEK BOARD MTG	3.22.16	✓	\$ 150.00
			\$
			\$
			\$
			\$
			\$
			\$
			\$
OTHER AUTHORIZED MEETINGS:			
HISPANIC INSTALLATION	3.4.16	✓	\$ 150.00
PALMDALE WOMANS-PRESENTATION	3.10.16	✓	\$ 150.00
BOARD BRIEFING	3.7.16	✓	\$ 150.00
CAVEA	3.17.16	✓	150.00
BOARD BRIEFING	3.21.16	✓	\$ 150.00
BROOKS INSTITUTE-VENTURA	3.24.16	✓	\$ 150.00
PALMDALE WOMANS-DINNER	3.17.16	✓	\$ 0
TREATMENT PLANT	3.24.16	✓	\$ 0
TOTAL AMOUNT DUE:			\$1500.00
FOR OFFICE USE ONLY:			
VERIFICATION OF AB1234 REPORTING PER BOARD MINUTES			
 NAME/SIGNATURE			<u>4-14-16</u> DATE

SUPERVISOR APPROVAL: _____ DATE: _____

STAFF CONFERENCE/SEMINAR REPORT FORM

NAME: Jim Stanton & Richard Heinonen

DATE: 26 May 16

POSITION: IT Manager & GIS Specialist

CONFERENCE SUMMARY:

• TITLE: ESRI GIS Conference

• ORGANIZATION: ESRI

• LOCATION AND DATES: San Diego 24 June - 1 July 16

• GENERAL SUBJECT MATTER: GIS

SESSION/CLASS ATTENDANCE:

CEU EARNED
(HRS): N/A

1)

Technology Keynotes

--	--

2)

Industry Focus

--	--

3)

Technical Workshops

--	--

4)

Demo Theater

--	--

5)

--	--

KEY POINTS/BENEFITS RELATING TO WORKGROUP, DEPARTMENT AND/OR OVERALL OPERATIONS:

Will allow IT and Engineering staff to further implement the District's GIS programs with an emphasis on applying those applications to mobile devices, thus increasing staff efficiency while in the field.

REVIEWED BY:

SUPERVISOR: _____ DATE: _____

DEPARTMENT MANAGER: _____ DATE: _____


[Industries](#)
[Products](#)
[Support & Services](#)
[About](#)
[Community](#)
[Sign In](#)

ESRI USER CONFERENCE

June 27 – July 1, 2016 | San Diego Convention Center

[WHY ATTEND](#)
[AGENDA](#)
[SESSIONS](#)
[EXHIBITS](#)
[ACTIVITIES](#)
[HOTELS](#)
[MY UC](#)
[REGISTER →](#)
[MENU](#)
[Register →](#)


16,000 GIS users, managers and developers. 300 moderated sessions. 450 hours of technical training. 300 software vendors. Inspirational keynotes. Competitions to test your skills. One-on-one sessions with Esri technical and professional support staff. All of this in one place for one week. Plan to attend and learn what's new in GIS technology and data, network with your peers, and stay connected to the pulse of this innovative industry.

Justify By Role

Justify By Industry

Manager/Executive

GIS Analyst

Researcher

Developer

This conference is for you if you manage people who use GIS. Connect with others in executive positions through networking opportunities including the GIS Managers' Open Summit, and learn how to make your next GIS project incredibly successful by attending paper presentations, sponsored events and Special Interest Groups geared specifically to you.



"Great sessions so far. Ordered @EsriUC #SOK recordings so all of usgs can watch listen and learn in a few weeks!"

- @cpriceusgs

Esri UC for New Users

There is a reason the Esri UC has been the go-to GIS conference for 35 years. With almost 1000 sessions on every subject you can imagine about the technology, it is the place to come and learn. Plus it's a great place to build new friendships in this exciting industry.

[Watch the Video](#) 

Need More?

Here's a proposal letter you can customize and a one-sheeter you can download to justify your trip.

[Download the Justification Letter](#) 

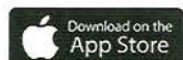
[Download the One-sheeter](#) 

QUICK LINKS & RESOURCES

[Submit Your Plenary Images](#)

[Presenter Resources](#)

GET THE APP



CONFERENCE HELP

[Email Esri](#)

[Call Esri: 1-888-377-4576](#)

[Let us know how we can help or check out the Frequently Asked Questions »](#)

CONNECT

[Esri Home » Events](#)

Events

- [Esri User Conference](#)
- [Find a User Group](#)
- [Recent Proceedings](#)
- [Search Events](#)

Product News

- [What's New](#)
- [ArcNews](#)
- [ArcUser](#)
- [ArcWatch](#)

Services

- [Professional Services](#)
- [Project Services](#)
- [Implementation Services](#)
- [Premium Support Services](#)

Understanding GIS

- [What Is GIS?](#)
- [Map Book Gallery](#)
- [Video Library](#)

Follow Us


Company Information

- [About Esri](#)
- [Careers](#)
- [Esri Insider Blog](#)


[Industries](#)
[Products](#)
[Support & Services](#)
[About](#)
[Community](#)
[Sign In](#)

ESRI USER CONFERENCE

June 27 – July 1, 2016 | San Diego Convention Center

[WHY ATTEND](#)
[AGENDA](#)
[SESSIONS](#)
[EXHIBITS](#)
[ACTIVITIES](#)
[HOTELS](#)
[MY UC](#)
[REGISTER →](#)
[MENU](#)
[Register →](#)


The Esri UC brings together social, economic, business, and environmental leaders covering the spectrum of Geospatial applications.

Agenda at a Glance

Saturday, June 25

7:30 a.m. – 5:00 p.m.	Registration	SDCC, Hall D
8:30 a.m. – 5:00 p.m.	Preconference Seminars	SDCC, Upper Level

Sunday, June 26

7:30 a.m. – 5:00 p.m.	Registration	SDCC, Hall D
8:30 a.m. – 5:00 p.m.	Preconference Seminars	SDCC, Upper Level

Monday, June 27

7:00 a.m. – 5:00 p.m.	Registration	SDCC, Hall D
8:30 a.m. – 3:30 p.m.	Plenary Session	SDCC, Halls F, G, and H
3:30 p.m. – 7:00 p.m.	Academic GIS Program Fair	SDCC, Ballroom 20 Foyer
3:30 p.m. – 7:00 p.m.	Map Gallery Opening and Evening Reception	SDCC, Sails Pavilion
3:30 p.m. – 7:00 p.m.	User Software Applications Fair	SDCC, Sails Pavilion
4:30 p.m. – 6:00 p.m.	Lightning Talks	SDCC, Ballroom 20 D

Tuesday, June 28

7:30 a.m. – 5:00 p.m.	Registration	SDCC, Hall D
8:00 a.m. – 6:00 p.m.	Map Gallery and Special Displays	SDCC, Sails Pavilion
8:30 a.m. – 4:30 p.m.	Paper Sessions and Technical Workshops	SDCC, Mezzanine and Upper Level
8:30 a.m. – 4:30 p.m.	GIS Managers' Open Summit (Sign-up Required)	SDCC, Ballroom 20 B/C
9:00 a.m. – 6:00 p.m.	UC Expo	SDCC, Halls A, B, C, and D
8:00 a.m. – 6:00 p.m.	User Software Applications Fair	SDCC, Sail Pavilion
10:00 a.m. – 10:00 p.m.	Special Interest Group Meetings	SDCC, Mezzanine and Upper Level
Noon – 7:00 p.m.	Regional User Group Meetings	SDCC, Mezzanine and Upper Level

Wednesday, June 29

6:30 a.m.	5K Fun Run/Walk	
7:30 a.m. – 5:00 p.m.	Registration	SDCC, Hall D
7:30 a.m. – 10:00 p.m.	Special Interest Group Meetings	SDCC, Mezzanine and Upper Level
8:00 a.m. – 6:00 p.m.	Map Gallery and Special Displays	SDCC, Sails Pavilion
8:30 a.m. – 4:30 p.m.	Paper Sessions and Technical Workshops	SDCC, Mezzanine and Upper Level
9:00 a.m. – 6:00 p.m.	UC Expo	SDCC, Halls A, B, C, and D
8:00 a.m. – 6:00 p.m.	User Software Applications Fair	SDCC, Sail Pavilion
3:30 p.m. – 5:30 p.m.	Special Achievement in GIS Awards Ceremony	SDCC, Ballroom 20 B, C, and D
4:00 p.m. – 6:00 p.m.	Family Night	SDCC, Halls A, B, C, and D
5:30 p.m. – 7:30 p.m.	Esri GeoDev Meetup	Marriott Marquis- Coronado Terrace
6:00 p.m. – 8:30 p.m.	User Experience (UX) & User Interface (UI) Exchange	Marriott Marquis- Marina

Thursday, June 30

7:30 a.m. – 3:00 p.m.	Registration	SDCC, Hall D
8:00 a.m. – 1:30 p.m.	Map Gallery and Special Displays	SDCC, Sails Pavilion
8:30 a.m. – 4:30 p.m.	Paper Sessions and Technical Workshops	SDCC, Mezzanine and Upper Level
9:00 a.m. – 1:30 p.m.	UC Expo	SDCC, Halls A, B, C, and D
8:00 a.m. – 1:30 p.m.	User Software Applications Fair	SDCC, Sail Pavilion
11:45 a.m. – 1:00 p.m.	Special Interest Group Meetings	SDCC, Mezzanine and Upper Level
5:30 p.m. – 10:00 p.m.	Thursday Night Party	Balboa Park

Friday, July 1

9:00 a.m. – 10:15 a.m.	Technical Workshops	SDCC, Rooms 1-11
10:30 a.m. – noon	Closing Session and Awards	SDCC, Ballroom 20 B, C, and D

[Industries](#)[Products](#)[Support & Services](#)[About](#)[Community](#)[Sign In](#)

ESRI USER CONFERENCE

June 27 – July 1, 2016 | San Diego Convention Center

[WHY ATTEND](#)[AGENDA](#)[SESSIONS](#)[EXHIBITS](#)[ACTIVITIES](#)[HOTELS](#)[MY UC](#)[REGISTER →](#)[MENU](#)[Register →](#)

Esri UC is where you find solutions to local, global, and industry problems. Learn the latest in spatial analysis, web and mobile apps, location analytics, big data, open data, and the ArcGIS platform.

Be transformative with your GIS. Learn how at the Technology Keynotes.

Find events, sessions, and workshops designed for your industry.

Hear from GIS innovators, world leaders, and industry trendsetters.

A crowd-pleaser every year—build your GIS skills.

Gain insight and ideas from real-world success stories.

See how it's done. Go home with tips and tricks so you can do it too.

Fellow Esri users have five minutes to inform and inspire.

Come early to attend focused workshops.

Join a focused meeting of decision makers and strategists.

QUICK LINKS & RESOURCES

[Submit Your Plenary Images](#)

[Presenter Resources](#)

GET THE APP



CONFERENCE HELP

[Email Esri](#)

[Call Esri: 1-888-377-4576](#)

[Let us know how we can help or check out the Frequently Asked Questions »](#)

CONNECT

[Esri Home » Events](#)

Events

[Esri User Conference](#)
[Find a User Group](#)
[Recent Proceedings](#)
[Search Events](#)

Product News

[What's New](#)
[ArcNews](#)
[ArcUser](#)
[ArcWatch](#)

Services

[Professional Services](#)
[Project Services](#)
[Implementation Services](#)
[Premium Support Services](#)

Follow Us

Understanding GIS

[What Is GIS?](#)
[Map Book Gallery](#)
[Video Library](#)

Company Information

[About Esri](#)
[Careers](#)
[Esri Insider Blog](#)


[Industries](#)
[Products](#)
[Support & Services](#)
[About](#)
[Community](#)
[Sign In](#)

ESRI USER CONFERENCE

June 27 – July 1, 2016 | San Diego Convention Center

[WHY ATTEND](#)
[AGENDA](#)
[SESSIONS](#)
[EXHIBITS](#)
[ACTIVITIES](#)
[HOTELS](#)
[MY UC](#)
[MENU](#)

[Register Now](#)

Registration Rates

Early Bird Rate (December 8 – January 15)	\$1,295
Standard Rate (January 16 – May 13)	\$1,495
Late (After May 13)	\$1,695
One Day	\$595
EXPO Only (Tuesday–Thursday EXPO access)	\$395
U.S. Federal Government	\$995
Business Partners—1st three registrants	\$995
Business Partners—each additional registration (The current attendee rate applies)	
Educational Institution/Nonprofit Organizations (must be part of the Esri Nonprofit Organization Program)	\$495
Complimentary—Sign in to your Esri Account to see if you qualify, or view the Esri Maintenance Program Benefits page	\$0
Media—Send your request to: press@esri.com	\$0

Registration Guidelines

Full-conference registration includes attendance for the User Conference Monday through Friday including the Monday plenary session, map gallery, breakout session, beverage breaks, exhibit hall, special displays and Thursday night party. Lunches will not be provided.

The One Day rate includes all sessions and activities on the day selected. One Day attendance Monday through Wednesday and EXPO only rates do not include the Thursday party; party tickets are available separately.

What you need to register

Esri Account username and password. If you are registering multiple attendees you will need the Esri Account username for each individual.

Esri customer number

Exhibitors and Sponsors will need to have their booth number.

Registration Policy

You must be 18 years or older to register and attend the conference.

Conference Registration(s) are limited for use exclusively by direct company employees. Registrations may not be transferred to anyone, including but not limited to contractors, consultants, family members, partners, clients, or other Esri clients or partners without express written consent from Esri. This provision is intended to be interpreted in its broadest sense and will be strictly enforced.

Information submitted online is subject to verification. If you do not qualify for the rate selected the registration will be adjusted accordingly. If we are unable to process your registration you will be contacted by Esri staff.

Payment Options

Visa, MasterCard, American Express, and Discover credit cards are accepted forms of payment. Make checks payable to Esri and send to:

Esri
Attn: Conference Registration
File #54630
Los Angeles, CA 90074-4630

Confirmation

A confirmation will be sent via email 7-10 days after your information is received. The confirmation will include check-in times and locations for picking up your badge and event materials. Check your confirmation to verify its accuracy. If you do not receive a confirmation email or have questions contact us by email or call us at 909-793-2853, ext. 1363.

Badges

A photo ID is required to receive your badge. Your confirmation will provide badge pick up times and locations. Your badge will include a digitally encoded tag that will be used to receive one complimentary drink during the Monday evening Map Gallery and, if eligible, will allow you to pick up your wristband for the Thursday Night Party. If you registered for a preconference seminar, it will grant you access to that session as well. There will be a \$50 fee to reprint a badge. (See pickup locations below)

Cancellation Policy

Confirmed registrants who do not participate or who cancel after June 3 will forfeit their registration fees. Esri reserves the right to cancel any event if the minimum registration is not met. In the event of an Esri cancellation, all registration fees will be refunded. Refunds will not be given for no shows.

ADA/Special Needs

If you qualify under the ADA, or have any special needs, E-mail or call Brittanie Conaway at 909-793-2853, extension 1-5625.

Location	Friday June 24	Saturday June 25	Sunday June 26	Monday June 27	Tuesday June 28	Wednesday June 29	Thursday June 30
Hilton San Diego Bayfront Hotel	4:30 pm–7:00 pm Indigo Foyer (level 2)	7:30 am–5:00 pm Indigo Foyer (level 2)	7:30 am–5:00 pm Indigo Foyer (level 2)	7:00 am–9:30 am Indigo Foyer (level 2)*	Closed	Closed	Closed
Marriott Marquis & Marina Hotel	Closed	7:30 am–5:00 pm Marina Foyer (level 3)	7:30 am–4:30 pm Marina Foyer (level 3)	Closed	Closed	Closed	Closed
Manchester Grand Hyatt Hotel	Closed	7:30 am–5:00 pm Seaport Ballroom (level 2)	7:30 am–4:30 pm Seaport Ballroom (level 2)	Closed	Closed	Closed	Closed
San Diego Convention Center	Closed	7:30 am–5:00 pm SDCC Hall D	7:30 am–5:30 pm SDCC Hall D	7:00 am–5:00 pm SDCC Hall D	7:30 am–5:00 pm SDCC Hall D	7:30 am–5:00 pm SDCC Hall D	7:30 am–3:00 p SDCC Hall D

*Badge pick-up only

[Industries](#)[Products](#)[Support & Services](#)[About](#)[Community](#)[Sign In](#)

ESRI USER CONFERENCE

June 27 – July 1, 2016 | San Diego Convention Center

[WHY ATTEND](#)[AGENDA](#)[SESSIONS](#)[EXHIBITS](#)[ACTIVITIES](#)[HOTELS](#)[MY UC](#)[REGISTER →](#)[MENU](#)[Register →](#)

How do you get exclusive discounted hotel rates?

First, you need to register for the conference.

Then you will receive a unique Hotel Reservations link at the end of your registration confirmation email. This link gives you access to all hotel rate information and the ability to reserve a room at the discounted conference rate. Each attendee may make one hotel reservation using their unique link. Once you have reserved a link, you can make all modifications and cancellations using the links provided in your hotel confirmation email.

Note: Reservations are no longer accepted over the phone. All reservations MUST be made using your link in your registration confirmation email.

[View a Map of Hotels](#)

Cancellations

After April 12th, 2016 at 5:00 pm (PDT) if you cancel a reservation that you have booked through the Esri Housing Bureau, you will be charged a cancellation fee of \$100. This fee will be charged to the credit card used to book the room.

Esri reserves the right to cancel reservations if the requester is not yet registered for the conference.

A quick word of caution: beware of non-Esri solicitors

Unauthorized housing providers claiming to be associated with Esri may contact you to solicit "special offers" hotel reservations and/or request non-refundable deposits via email, phone, or fax. Please note that the Esri Housing Bureau is the only authorized housing provider for the Esri User Conference and has partnered with local hotels to provide exclusive discounted rates for attendees. If you have received unauthorized solicitations or have any concerns, contact us at uchotelres@esri.com.

[QUICK LINKS & RESOURCES](#)[CONFERENCE HELP](#)

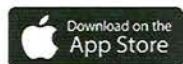
SPONSORS



QUICK LINKS & RESOURCES

[Submit Your Plenary Images](#)[Presenter Resources](#)

GET THE APP



CONFERENCE HELP

[Email Esri](#)[Call Esri: 1-888-377-4576](#)[Let us know how we can help or check out the Frequently Asked Questions »](#)

CONNECT

[Esri Home » Events](#)[Follow Us](#)

Events

[Esri User Conference](#)
[Find a User Group](#)
[Recent Proceedings](#)
[Search Events](#)

Product News

[What's New](#)
[ArcNews](#)
[ArcUser](#)
[ArcWatch](#)

Services

[Professional Services](#)
[Project Services](#)
[Implementation Services](#)
[Premium Support Services](#)

Understanding GIS

[What Is GIS?](#)
[Map Book Gallery](#)
[Video Library](#)

Company Information

[About Esri](#)
[Careers](#)
[Esri Insider Blog](#)