

CROSS-CONNECTION CONTROL PLAN

Palmdale Water District



PALMDALE WATER DISTRICT

A CENTURY OF SERVICE

TABLE OF CONTENTS

1.0	Definitions and General Requirements	3
2.0	Public Water System Information	5
3.0	Cross-Connection Control Legal Authority	6
	3.1 Responsibility	
	3.2 The purpose	
	3.3 Scope	
4.0	Ordinance and Operating Rules	7
	4.1 District Notifications and Customers Responsibilities for testing	
	4.2 The District's Cross-Connection Administration	
5.0	Evaluation of Hazard	8
	5.1 TABLE 1 Degree of Hazard	9 & 10
6.0	Approval of Backflow Prevention Assemblies	10
	6.1 Testing and Maintenance of Backflow Prevention Assemblies	11
7.0	Procedures and Timeframes of Backflow Incidents	11 & 12
8.0	Palmdale Water District's Public Outreach & Education	12
9.0	Palmdale Water District's Backflow Tracking System	12
10.0	ATTACHMENT 1: BACKFLOW PREVENTION ASSEMBLY INVENTORY	13
11.0	ATTACHMENT 2: NON-TESTABLE BACKFLOW PREVENTER INVENTORY...	14
12.0	PWD Resolution No. 20-22 and Exhibit "A" Appendix F	15

1.0 Definitions and General Requirements - *Definitions used in this chapter, unless the context requires otherwise, are as follows: (Per Article 1, Section 3.1.1 of SWRCB CCCPH)*

Air Gap Separation (AG): A physical separation between the free-flowing discharge end of a potable water supply pipeline and an open or non-pressure receiving vessel. An approved air gap shall be at least twice the diameter of the supply pipe, measured vertically above the overflow rim of the receiving vessel, in no case less than 1 inch (2.54 cm).

Agency: Palmdale Water District

ABPA: American Backflow Prevention Association

AWWA: American Water Works Association

Approved Backflow Prevention Assembly: Backflow prevention assemblies approved by the Foundation for Cross-Connection Control and Hydraulic Research at the University of Southern California.

Approved Water Supply: Any water supply on or available to the premises other than the potable water distribution system supply from Palmdale Water District.

Auxiliary Water Supply: Any water supply on or available to the premises other than the approved water supply. These auxiliary waters may include water from another purveyor's public potable water supply or any natural source such as well, spring, river, stream, harbor, etc. that may be objectionable and constitute an unacceptable water source.

Backflow Prevention Assembly: or "BPA" means a mechanical assembly designed and constructed to prevent backflow, such that while in-line it can be maintained and its ability to prevent backflow, as designed, can be field tested, inspected and evaluated.

Backflow: The undesirable reversal of flow of water or mixtures of water and other liquids, gases or other substance into the distribution pipes of the potable supply of water from any source or sources. Backpressure is one cause of backflow. Backsiphonage is the other cause.

Backpressure: Any elevation of pressure in the downstream piping system (by pump, elevation of piping, steam pressure, air pressure, etc.) above the supply pressure at the point of consideration, which would cause or tend to cause a reversal of the normal direction of flow.

Backsiphonage: A form of backflow due to a reduction in system pressure, which causes a sub-atmospheric pressure to exist in the water system.

1.0 Definitions and General Requirements (Per Article 1, Section 3.1.1 of SWRCB CCCPH) -cont.

Certified Testers and Cross-Connection Specialists: Only persons with a valid certification from a ANSI-accredited certifying organization shall satisfy the requirements of testing the Districts BPAs.

Note: This does not preclude the local health agency from maintaining a BPA tester or specialist certification program for field testing BPAs in the health agency's jurisdiction.

Connection: The point of connection of a user's piping to the water supplier's facilities.

Contamination: (*High Hazard / Health Hazard*)

A degradation of the quality of the potable water by any foreign substance which creates a hazard to public health, or which may impair the usefulness or quality of the water.

Cross-Connection: Any actual or potential connection or structural arrangement between a public or consumer's potable water system, and any other source or system through which it is possible to introduce into any part of the potable system any used water, industrial fluid, gas, or substance other than the intended potable water with which the system is supplied.

An **indirect cross-connection** is a cross-connection that is subject to backsiphonage only.

A **direct cross-connection** is a cross-connection that is subject to both backsiphonage and Backpressure.

Double-check Valve Backflow Prevention Assembly (DC): An assembly composed of two independently acting, approved check valves including tightly closing resilient-seated shut-off valves attached at each end of the assembly and fitted with properly located resilient seated test cocks.

Health Agency: Los Angeles County Department of Public Health (LADPH / CDPH), also known as L. A. County Health Department, or the local health agency with respect to a small water system. ("Local Health Agency" means the county or city health authority.)

Pollution / Pollutants: (*Low Hazard / Non-Health Hazard*)

An impairment of the quality of the water to a degree which does not create an actual hazard to the public health, but which adversely affects such waters for domestic use.

Potable: Water that is approved and safe for human consumption (drinking).

Non-Potable: A liquid or water that is not approved for safe drinking but may have other uses. (i.e. landscape irrigation or Industrial).

1.0 Definitions and General Requirements *(Per Article 1, Section 3.1.1 of SWRCB CCCPH) -cont.*

Potable Water Distribution System: Any publicly or privately owned water system operated as a public utility under a valid health permit to supply water for domestic purpose. This system will include all sources, facilities and appurtenances between the source and the point of delivery.

Premises: Any and all areas on a customer's property that are served or have the potential to be served by the public water system. *(Per PWD Rules & Regulations 8.02 Conditions of Service, Sec. 8.08 Appendix F)*

Reclaimed Water: Water which, as a result of treatment of wastewater, is suitable for a direct beneficial use or a controlled use that would not otherwise occur. Reclaimed water is not safe for human consumption. Reclaimed water is also known as **"Recycled Water."**

Reduced Pressure Principle Backflow Prevention Assembly (RPZ or RPP): An assembly containing two independently acting, approved check valves together with a hydraulically operating, mechanically independent pressure differential relief valve located between the check valves, and at the same time below the first check valve. The unit shall include properly located, resilient-seated test cocks and tightly closing, resilient-seated shutoff valves at each end of the assembly.

Palmdale Water: Palmdale Water District, Palmdale's local water supplier.

Water Supplier: Palmdale Water District, aka PWD or the District.

Water User: Any person obtaining water from an approved water supply system.

2.0 Public Water System Information: *(Per Article 1, Section 3.1.4 of SWRCB CCCPH)*

Public Water System Name: Palmdale Water District

Public Water System Number: 1910102

PWD's Cross-Connection type of program is "Containment" (Meter Service Protection - MSP)

PWD consists of: 35 MGD water treatment plant, 24 active water wells, 14 booster stations & 20 water tanks.

Number of single-family residential (SFH) service connections: 26,018

Number of multifamily residential service connections (duplex, apartments, etc.): 606

Number of commercial service connections: 719

Number of industrial service connections: 7

Number of landscape irrigation service connections: 420

Number of fire protection service connections: 157

Note: L. A. County Health Department will be responsible for Internal Protection ("Isolation Protection")

3.0 Cross-Connection Control Legal Authority:

(Per PWDs Revision Resolution No. 20-22 Appendix F, Item I - Statement of Policy, Item III - Principles and Per Article 1, Section 3.1.3 (a)(1) of the SWRCB CCCPH.)

In cooperation with the State Water Resources Control Board, the Palmdale Water District's major goal is to ensure the distribution of a safe and potable water supply to all domestic water users. In order for the Agency to achieve this goal, a Cross-Connection Control Plan (CCCP) was developed. The Agency's CCCP was adopted pursuant to the requirements set forth in the State of California Administrative Code Title 17, Sections §7583 through §7605 and *PWD Board Adopted: 5-23-1988, Ordinance No. 88-1 & 12-14-2020, Revision Resolution No. 20-22.*

3.1 Responsibility: *(Per PWDs Revision Resolution No. 20-22 Appendix F, Item III and Article 1, Section 3.1.3 (a) - of SWRCB CCCPH)*

Palmdale Water District shall be responsible for the protection of the potable water distribution system from contamination or pollution that may result from backflow of contaminants or pollutants through the water service connection. Also known as "Meter Service Protection" (MSP), "Containment" or "Premises Isolation".

Los Angeles County Department of Public Health (LADPH) shall be responsible for the Backflow Prevention Assemblies (BPAs) on the consumer's system, also known as "Internal Protection", "Fixture Protection" or "In-Premises Protection".

Palmdale Water District shall not be responsible for the abatement of cross-connections which may exist within a user's premises. *(Per Article 1, Section 3.1.3 (a) of SWRCB CCCPH)*

Note: All customers locations were in compliance with the California Plumbing Code (CPC) at the time the Certificate of Occupancy was issued for their premises.

3.2 The purpose of the Palmdale Water's Cross-Connection Control Plan is to:

(Per PWDs Revision Resolution No. 20-22 Appendix F, Item I - Statement of Policy and E-001 - Purpose.)

(1) Protect the potable water distribution system from possible contamination or pollution that could backflow into the District's potable water distribution system. This is accomplished by elimination of or control of undiscovered, unauthorized or potential cross-connections on the premises and within the water user's internal water system.

(2) Provide for maintenance of a continuing Cross-Connection Control Plan which will systematically and effectively prevent the contamination or pollution of the District's potable water distribution system.

3.3 Scope *(Per PWDs Revision Resolution No. 20-22 Appendix F, Item I - Statement of Policy and Per Article 1, Section 3.1.4 (a)(1)(2)(3)(4)(6) & (7) of SWRCB CCCPH)*

Palmdale Water District shall protect the potable water distribution system from contamination by implementing a Cross-Connection Control Plan. For the purpose of satisfying the requirements of Title 17, §7584, the Agency operates the CCCP under the following guidelines:

- (1) The adoption of operating rules or ordinances to implement the Cross-Connection Control Plan.
- (2) The conducting of annual surveys to identify water user premises where cross-connections are likely to occur.
- (3) The provision of backflow protection by the water user at the user's connection.
- (4) The provisions of at least one person trained in cross-connection control to carry out the CCCP.
- (5) The establishment of a procedure or system for testing backflow preventers, and
- (6) The maintenance of records of locations, tests, and repairs of backflow preventers.

4.0 Ordinance and Operating Rules:

(Per PWD's Rules & Regulations, Section 8.08 and Revision Resolution No. 20-22 as Exhibit "A", Appendix F, Item I - Statement of Policy, Item II - Principles and Per Article 1, Section 3.1.3 (1) of SWRCB CCCPH)

The District requires the installation of backflow prevention assemblies in all new commercial and industrial establishments, whether or not they currently store or use harmful contaminants. This is to protect the potable water distribution system from any future change within the premises, excluding single-family residences (*SFH*). *However, for public hearth protection and liability management reasons, a BPA should be installed as soon as possible after the need for a preventer is identified. Per 2024 PWD Standard Specifications and Per Article 2, Section 3.2.1 (e)(1) & Section 3.2.2 of SWRCB CCCPH)*

Additionally, all existing establishments without previous backflow protection will be required to install backflow prevention assemblies at the service connection through a priority-based process set by the District. Establishments with automatic fire sprinkler systems currently utilizing problematic single-check detector assemblies will require an upgrade to an approved backflow prevention assembly, "within a reasonable timeframe". *(Per Article 2, Section 3.2.2 (e)(3) of SWRCB CCCPH)*

4.1 District Notifications and Customers Responsibilities for testing:

Per PWD's Revision Resolution No. 20-22 Appendix F, Section III (C), Section V (B)(C) and Per Article 1, Section 3.1.3 (a)(b)(c) of SWRCB CCCPH.)

The district's timeline for notifications,

First Notice: 30 Days to complete testing of assemblies. Notifications are sent out the month prior to the due date set on the notification.

Second Notice: 15 additional Days from the *First Notice timeline* to complete testing of assemblies. A monthly fifty-dollar *Noncompliance Fee* will be applied to the account.

Final Notice: 15 additional Days from the *Second Notice timeline* to complete testing of assemblies.

Service Termination will be enforced after the ***Final Notice timeline expires*** and a *disconnection fee* of thirty-five dollars will be applied to the account. *(Per PWD's Revision Resolution No. 20-22 Appendix F, Section VI)*

Note: Communications, Test notifications and Site Surveys will be with the Customer only, not third parties.

Customers and/or Testers are responsible for having test results submitted to the District within the above allotted timeline.

4.2 The District's Cross-Connection Administration

(Per PWD's Revision Resolution No. 20-22, Item III - Responsibilities and Per Article 1, Section 3.1.3 (b)(1)(c)(1)-Section 3.1.4 (b)(8) of SWRCB CCCPH)

The District's Administrator is a Cross-Connection Control Specialist and is the primary contact for the Cross-Connection Control program.

For additional program oversight and insurance, two of the District's Construction Inspectors are also Cross-Connection Control Specialists, with two additional Construction Inspectors certified as AWWA or ABPA Testers. (For new construction installations or repair and replacements, field hazards assessments and site surveys.)

The District's cross-connection control contact phone number: 661-441-5948

Cross-connection control email: CrossConnectionAdmin@palmdalewater.org

5.0 Evaluation of Hazard *(Per PWD's Revision Resolution No. 20-22 Appendix F, Section II & E-001 PWD CCC Program Section I - Definitions, Section II - Cross Connection Requirements, Section III - Backflow Prevention Assemblies, section V - Administrative Procedures (A) Water System Survey, 2024 PWD's Standard Specifications and Per Article 2 Section 3.2.1 (a) through (e) and Section 3.2.2 (a) (b) (c) of the SWRCB CCCPH.)*

Palmdale Water District shall evaluate the degree of potential health hazard to the potable water distribution system, which may result from conditions existing on a water user's premises. The District, however, shall not be responsible for the abatement of cross-connections, which may exist within a water user's premises. As a minimum, the evaluation should consider the existence of cross-connections, the nature of materials handled on the property, the probability of a backflow occurring, the degree of piping system complexity and the potential for piping system modification. Special consideration shall be given to the premises of the following types of water users:

- (1) Premises where substances harmful to health are handled under pressure in a manner that could permit their entry into the potable water distribution system. This includes chemical or biological process waters and water from potable water distribution system supplies that have deteriorated in sanitary quality.
- (2) Premises having an auxiliary water supply, unless the auxiliary water supply is accepted as an additional source by the Agency and is approved by the Los Angeles County Department of Public Health.
- (3) Premises that have internal cross-connections that are not abated to the satisfaction of the District or LADPH.
- (4) Premises where cross-connections are likely to occur, and entry is restricted so that cross-connection inspections cannot be made with sufficient frequency or at sufficiently short notice to assure that cross-connections do not exist.
- (5) Premises having a repeated history of cross-connections being established or re-established.

PWD may, at their discretion, require a water user to designate a "User-Supervisor" when the user premises has a multi-piping system that conveys various types of fluids and where changes in the piping system are frequently made. The user supervisor is responsible for the avoidance of cross-connections during the installation, operation and maintenance of the water user's pipelines and equipment. User supervisor training shall commence upon appointment or be reviewed during piping/equipment changes on the user's premises, or at three years' minimal intervals.

(Per PWD's Revision Resolution No. 20-22 Appendix F, Section IV and Per Article 2, Section 3.2.2 (f) of SWRCB CCCPH)

5.1 Degree of Hazard (Per 2024 PWD Standard Specifications, plus PWD's Revision Resolution No. 20-22 Appendix F and Per Article 2, Section 3.2.1 (a) through (e) & (h) of SWRCB CCCPH)

TYPE OF BACKFLOW PROTECTION REQUIRED

AG – Air-gap separation

DC – Double-check valve assembly

RP – Reduced pressure principle backflow prevention device

Degree of Hazard	Minimum Type of Backflow
(A) Sewage and Hazardous Substances	
(1) Premises with wastewater pumping and/or treatment plants with no interconnection to the potable water system. This does not include single-family residences that have a sewage lift pump. An RP may be provided in lieu of an AG if approved by the Los Angeles County Department of Public Health (LADPH) and Palmdale Water.	AG
(2) Premises where hazardous substances are handled in any manner in which substances may enter the potable water system. This does not include single-family residences that have a sewage lift pump. An RP may be provided in lieu of an AG if approved by LADPH and Palmdale Water.	AG
(3) Premises where there are irrigation systems into which fertilizers, herbicides or pesticides are or can be injected.	RP
(B) Auxiliary Water Supplies	
(1) Premises where there is an unapproved auxiliary water supply that is interconnected with the public water system. An RP may be provided in lieu of an AG if approved by LADPH and Palmdale Water.	AG
(2) Premises where there is an unapproved auxiliary water supply and there are no interconnections with the public water system. An RP may be provided in lieu of an AG if approved by the by LADPH and Palmdale Water.	RP
(C) Recycled Water	
(1) Premises where the potable water system is used to supplement the recycled water supply.	AG
(2) Premises where recycled water is used, other than as allowed in paragraph A-3, and there is no interconnection with the potable water system.	RP

5.1 Degree of Hazard – cont'd <i>(Per 2024 PWD Standard Specifications, plus PWD's - Revision Resolution No. 20-22 Appendix F and Per Article 2, Section 3.2.1 of SWRCB CCCPH)</i>	Minimum Type of Backflow
(3) Residences using recycled water for landscape irrigation as part of an approved dual-plumbed use area established pursuant to sections 60313 through 60316, unless the recycled water supplier obtains approval of Palmdale Water or LADPH. If the water supplier is also the supplier of the recycled water, it must utilize an alternative backflow protection plan that includes an annual inspection and annual shutdown test of the recycled water and potable water systems pursuant to subsection 60316(a).	AG
(D) Fire Protection Systems	
(1) Premises where the fire system is directly supplied from the potable water distribution system and there is an unapproved auxiliary water supply on or to the premises. (not interconnected).	RPDA
(1) Premises where the fire system is supplied from the potable water distribution system and interconnected with an unapproved auxiliary water supply. An RP may be provided in lieu of an AG if approved by LADPH and Palmdale Water.	AG
(3) Premises where the fire system is supplied from the potable water distribution system and utilizes either elevated storage tanks or fire pumps that take suction from private reservoirs or tanks.	RPDA
(4) Premises where the fire system is supplied from the potable water distribution system and where recycled water is used in a separate piping system within the same building.	RPDA
(E) Dockside Watering Points and Marine Facilities	
(1) Pier hydrants for supplying water to vessels for any purpose.	RP
(2) Premises where there are marine facilities.	RP
(F) Restricted Classifications or Other	
(1) Premises where entry is restricted so that inspections for cross-connections cannot be made with sufficient frequency or at sufficiently short notice to assure that they do not exist.	RP
(2) Premises where there is a repeated history of cross-connections being established or re-established.	RP

6.0 Approval of Backflow Prevention Assemblies

(Per PWD's Revision Resolution No. 20-22 Appendix F, Section III & Per Article 3, Section 3.3.1 (b)(1) of SWRCB CCCPH)

Palmdale Water District requires that backflow prevention assemblies shall have passed laboratory and field evaluation tests performed by a recognized testing organization such as the USC Foundation for Cross-Connection, which has demonstrated their competency to perform such tests. A list of backflow assemblies approved by USC and accepted by the Agency can be found at <https://fccchr.usc.edu/list>.

6.1 Testing and Maintenance of Backflow Prevention Assemblies

(Per PWD's Revision Resolution No. 20-22 Appendix F, Section II & E-001 PWD CCC Program Section II - Cross Connection Requirements, Section III - Backflow Prevention Assemblies (C), BPA's Testing and Maintenance (D) and BPA's Relocation, Repair & Replacement and Per Article 1, Section 3.1.4 (b)(4) & (6)- Article 3, Section 3.3.3 (a)(b) & (d) of SWRCB CCCPH)

- (1) Palmdale Water shall assure that adequate maintenance and periodic testing are provided by the water user to ensure their proper operation.
- (2) Backflow prevention assemblies shall be tested by persons who have demonstrated their competency to Palmdale Water and LADPH in testing of these assemblies.
- (3) Backflow prevention assemblies shall be tested at least annually or more frequently if determined to be necessary by Palmdale Water or LADPH. When devices are found to be defective, they shall be repaired or replaced in accordance of **Article 3, Section 3.3.3 (e) of SWRCB CCCPH** within 30 days of notification of failure.
- (4) Backflow prevention assemblies shall be tested immediately after they are installed, relocated or repaired, and are not to be placed into service unless they are functioning as required.
- (5) Service of water to any premise(s) found to be in violation of this Cross-Connection Control Plan shall be discontinued by Palmdale Water after written notice of the violation. This complies with the California Code of Regulations Title 17 §7605.
- (6) Palmdale Water shall notify the water user as stated in the *District Notifications and Customers Responsibilities for testing: (Per Article 1, Section 3.1.3 (a)(b)(c) of SWRCB CCCPH)* and in accordance with California Code of Regulations Title 17, §7605.
- (7) Reports of testing and maintenance shall be maintained by Palmdale Water for a minimum of three years. (Note: Test Report Submittals can be in Digital or Hard Copy formats, and submittal fees apply to Hard Copy submittals.)

7.0 Procedures and Timeframes of Backflow Incidents (Per PWD Revision Resolution No. 20-22 Appendix F, E-001 PWD Cross Connection Program, Section VI – Water Service Termination (A) General, (B) Basis for termination -(5)(6)(7)(8) & (C) Water Service Termination Procedures (2)(a)(b) and Article 5, Section 3.5.2 of SWRCB CCCPH)

A USEPA white paper on cross-connections found that from available backflow incident reports, “the primary indicator of backflow has been customer complaints of odor, discoloration of the water, or direct physical harm from the contact with the water”.

Drops in operating pressure, drops in disinfectant residual, or total coliform and heterotrophic plate counts detections are possible indicators of backflow.

Palmdale Water District will implement the following steps:

- (I) Immediately locate the source of the contamination. *Notify Essential & Supporting Staff.*
- (II) Isolate that source to protect the water distribution system from further contamination.
- (III) Determine the extent of the of the spread of the contamination through the distribution system and provide timely, appropriate notification to the public and to the regulatory agencies.
- (IV) Take corrective action to clean the contamination from the distribution system.
- (V) Restore service to the customers.

Note: Essential & Supporting Staff: CCC Specialist, Operations Manager, Water Quality & Regulatory Supervisor, Lab Analysts, Construction Inspectors and Operations Staff.

7.0 Procedures and Timeframes of Backflow Incidents - cont. (Per PWD Revision Resolution No. 20-22 Appendix F, E-001 PWD Cross Connection Program, Section VI – Water Service Termination (A) General, (B) Basis for termination -(5)(6)(7)(8) & (C) Water Service Termination Procedures (2)(a)(b) and Per Article 5, Section - 3.5.3 (a) of SWRCB CCCPH)

Palmdale Water also requires backflow prevention assembly testers to notify the District as soon as possible within 24 hours if a backflow incident or an unprotected cross-connection is observed at the BPA or prior to the user premises during field testing. The District must immediately conduct an investigation and discontinue service to the user premises if a backflow incident is confirmed, and water service must not be restored to that user premises until the District receives a confirmation of a passing BPA field test from a backflow prevention assembly tester. *(Per Article 3, Section 3.3.3 (f) of SWRCB CCCPH)*

The State Water Board (SWRCB) requires notification of known backflow events so that it can provide direction and assistance to the district regarding any required public notification and to ensure that the District is performing any necessary follow-up activities, including coordination between other state and local agencies.

PWD will continue its ongoing coordination with Division of Drinking Water (DDW) of the SWRCB and with the County Health Department personnel. If an imminent danger of health of the water users exists, The District will enact it's water quality emergency notification plan. *(Per Article 3, Section 3.1.3 (a)(13) of SWRCB CCCPH)*

8.0 Palmdale Water District's Public Outreach & Education

(Per Article 1, Section 3.1.3 (a)(9) of SWRCB CCCPH)

Palmdale Water Districts outreach and educational program includes educating staff, customers, and the community about backflow protection and cross-connection control. The District implements this requirement through its web page and a variety of methods which may include providing information on cross-connection control and backflow protection in periodic water bill inserts, pamphlet distribution, new customer documentation, email, and consumer confidence reports.

9.0 Palmdale Water District's Backflow Tracking System

(Per Article 1, Section 3.1.4 (b)(9) of SWRCB CCCPH)

The Districts backflow test management software, "Syncta" simplifies the reporting, tracking and submissions of all backflow prevention assemblies (BPAs) including but not limited to, service location, type and size, latitude and longitude of assemblies, hazard class or type, test reporting history, assembly details, pending and completed notifications, customer contact information and mailing address and assembly test scheduling including assembly or site attachments (photos and documents).

ATTACHMENT 1: BACKFLOW PREVENTION ASSEMBLY INVENTORY

Inventory of PWDs Backflow Prevention Assemblies

Location (<i>clearly describe address and specifications</i>)	Assembly Type (RP, DC, AG, PVB, etc.)	Assembly Size	Manufacturer name, model, and Serial Number	Installation: (horizontal, vertical, above or below <u>grade</u>).	Identified Potential Onsite Hazard
700 E. Avenue S / Southwest of Plant	RP	2"	Wilkins / 975XL / 3778550,	Horizontal-Above grade.,	Backpressure / Non-Chemical Irrigation Pump System.
700 E. Avenue S / Clarification Pond Water	RP	8"	Febco / 880V / F0506130813,	Horizontal-Above grade.,	Backsiphonage / Utility water.
700 E. Avenue S / Main Building, South/East Corner	RP	2"	Wilkins / 975XL2 / 4601106,	Horizontal-Above grade.,	Backsiphonage / Domestic water for offices.
700 E. Avenue S / N/E Corner of Chemical Room	RP	1.5"	Wilkins / 975XL / 2757408,	Horizontal-Above grade.,	Backsiphonage / Utility Water for Brine Tanks / Upper Assembly.
700 E. Avenue S / N/E Corner of Chemical Room	RP	2"	Wilkins / 975XL / 4180940,	Horizontal-Above grade.,	Backsiphonage / Utility Water/ Middle Assembly.
700 E. Avenue S / N/E Corner of Chemical Room	DC	4"	Wilkins / 350 / J34841,	Vertical-Above grade,	Backsiphonage / Fire System.
700 E. Avenue S /GAC Filter Bed Gallery- East Wall	RP	4"	Watts / 909 / 213391,	Horizontal-Above grade.,	Backsiphonage / Utility water.
650 E. Avenue S / 6M Clearwell Boosters/ outside South wall of building	RP	3"	Febco / 825YD / 99032216221,	Horizontal-Above grade.,	Backsiphonage / Utility water.
5001 E. Avenue T8 / 44 feet East of the main gate. (Inside fence)	RP	1"	Febco / 825Y / H54436,	Horizontal-Above grade.,	Backsiphonage / Irrigation System.
2005 E. Avenue Q / East side of 20th St. E.- 150' N/of Ave. Q (N.O.B.)	RP	1"	Febco / 825YA / J006204,	Horizontal-Above grade.,	Backsiphonage / Domestic feed to building.
2029 E. Avenue Q / In front of main office / next to west driveway	RP	6"	Watts / 909 / 245975,	Horizontal-Above grade.,	Backpressure & Backsiphonage / Fire System for multiple level building.
2029 E. Avenue Q / In front of main office / Domestic System	RP	3"	Febco / 825YD / N0710220843,	Horizontal-Above grade.,	Backpressure & Backsiphonage / Domestic feed for multiple level building.
2029 E. Avenue Q / In front of main office / Irrigation system	RP	1.5"	Febco / 825Y / AF4687,	Horizontal-Above grade.,	Backsiphonage / Irrigation system.
2029 E. Avenue Q / N/E of main building parking lot/south of dumpster	RP	2"	Wilkins / 975XL2 / 4261473,	Horizontal-Above grade.,	Backsiphonage/ Irrigation system.
2029 E. Avenue Q / S/W corner of crew offices / N/E corner of N.O.B.	RP	2"	Febco / 825Y / J012692,	Horizontal-Above grade.,	Backsiphonage / Irrigation system.
2029 E. Avenue Q / 108' East of dumpster, between trees, along fence	RP	2"	Wilkins / 375XL / B267089,	Horizontal-Above grade.,	Backsiphonage / Bulk Water Fill Station.

Note: Site surveys where completed in 2008 and 2013 at the WTP / The District Office & Main Yard in 2023.

ATTACHMENT 2: NON-TESTABLE BACKFLOW PREVENTER INVENTORY

Inventory of Non-Testable Backflow Preventers

Location / Type (single check, dual check, hose bib, AVB's, etc.) / Identified Potential Onsite Hazard

700 E. Avenue S / WTP / Chemical Feed Room / Lower line, Single Check, Backsiphonage / Utility Water.

RP: Reduced pressure principle backflow prevention assembly

DC: Double check valve backflow prevention assembly

AG: Air Gap

PVB: Pressure Vacuum Breaker backflow prevention assembly

*PWD Cross-Connection Control Plan finalized by;
Kelly P. Jeters
Engineering Analyst / Cross-Connection Administrator
CA-NV AWWA CCCS Cert.#3548 & BPAT Cert. #18295
CA. SWRCB D-4 Cert.#5206 & SWRCB T-2 Cert.#14627*

3-04-25 KPJ/kj

RESOLUTION NO. 20-22
A RESOLUTION OF THE BOARD OF DIRECTORS
OF THE PALMDALE WATER DISTRICT
ADOPTING AN AMENDMENT TO SECTION 8.08 AND APPENDIX F,
CROSS-CONNECTION CONTROL POLICY, OF THE PALMDALE WATER
DISTRICT'S RULES AND REGULATIONS

WHEREAS, Appendix F, the Cross-Connection Control Policy, was adopted in 1988 via Section 8.08 of the Palmdale Water District's Rules and Regulations; and

WHEREAS, pursuant to the State Water Resource Control Board, the Palmdale Water District ("District") shall have a Cross-Connection Control Program as part of its water permit; and

WHEREAS, the Program shall include rules and regulations, standard specifications, and procedures to address cross-connection control and backflow preventers; and

WHEREAS, the District desires to update Appendix F, the Cross-Connection Control Policy of the District's Rules and Regulations, to reflect the requirements and changes in Titles 17 and 22 of the California Code of Regulations and the SWRCB Policy Handbook on Cross-Connection; and

WHEREAS, the District also desires to separate the policy components from the District's Rules and Regulations to its operations guidelines of the program by amending Appendix F.

NOW THEREFORE, BE IT RESOLVED THAT THE BOARD OF DIRECTORS OF THE PALMDALE WATER DISTRICT DOES HEREBY RESOLVE AS FOLLOWS:

SECTION 1. The above recitals are all true and correct and hereby adopted as findings.

SECTION 2. Section 8.08 of the District's Rules and Regulations is hereby amended and shall now read as follows:

"8.08 CROSS CONNECTIONS

The District has adopted a Cross Connection Control Policy and incorporates such program herein. The District's Cross-Connection Control Policy is attached hereto as Appendix F."


SECTION 3. Appendix F, as referenced in Section 8.08 of the District's Rules and Regulations, is hereby replaced in its entirety with a new Appendix F as set forth in Exhibit "A," which establishes a general policy related to cross-connections and adopts new guidelines to carry out the Cross-Connection Control Program through the District's Standard Operations Protocol.

SECTION 4. Upon the effective date of this Resolution, adopted herein, the Resolution shall supersede any and all prior resolutions adopted that are in conflict with this Resolution.

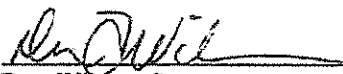
SECTION 5. If any provision in this Resolution, or the application thereof to any person or circumstances, is for any reason held invalid, the validity of the remainder of this Resolution, or the application of such provisions to other persons or circumstances shall not be affected thereby. The Board of Directors hereby declares that it would have passed this Resolution, and each provision thereof, irrespective of the fact that one or more sections, subsections, sentences, clauses or phrases or the application thereof to any person or circumstance be held invalid.

SECTION 6. This Resolution shall become effective upon the date of adoption as set forth herein.

PASSED, APPROVED AND ADOPTED on this 14th day of December 2020 by the Board of Directors of the Palmdale Water District.




Vincent Dino, President
Board of Directors
Palmdale Water District



Don Wilson, Secretary
Board of Directors
Palmdale Water District

APPROVED AS TO FORM:



Aleshire & Wynder, LLP
Eric Dunn, District General Counsel

EXHIBIT "A"

APPENDIX F

PALMDALE WATER DISTRICT CROSS-CONNECTION CONTROL POLICY

I. Statement of Policy:

This policy establishes Palmdale Water District's Cross-Connection Control Program (1) to comply with Federal and State regulation on cross-connection control; (2) to protect the public water supply against actual or potential cross-connection; (3) to establish effective management processes to accomplish this goal.

These regulations are adopted pursuant to the State of California Code of Regulations, Title 17 and Title 22, and the Cross-Connection Policy Handbook developed by State Water Resources Control Board.

It is unlawful for any person, firm, or corporation at any time to make or maintain or cause to be made or maintained, temporarily or permanently, for any period of time whatsoever, any cross-connection between plumbing pipes or water fixtures being served with water by the Palmdale Water District ("District") and any other source of water supply or to maintain any sanitary fixture or other appurtenances or fixtures, which by reason of their construction may cause or allow backflow of water or other substances into the water supply system of the District and/or the service of water pipes or fixtures of any consumer of the District.

II. Principles:

- A. No water service connection to any premises shall be installed or maintained by the District unless the water supply is protected as required by State laws and regulations and this policy.
- B. Service of water to any premises shall be discontinued by the District if a backflow prevention assembly, as required by this policy, is not installed, tested, and maintained; or if it is found that a backflow prevention assembly has been removed or bypassed, or if an unprotected cross-connection exists on the premises. Service will not be restored until such conditions or defects are corrected.
- C. Wherever backflow protection is found necessary, the type of assembly to be installed will be commensurate to the hazard potential that might exist. The District does not permit the use of Double Check Valve Assembly (DC) as a form of backflow prevention.
- D. Backflow prevention assembly shall be installed on the service connection to any premise that have (1) an internal cross-connection that cannot be permanently corrected to the satisfaction of the State, local health department, or Palmdale Water District, or (2) intricate plumbing and piping arrangement where entry to all portions of the premises is not readily accessible.

III. Responsibilities:

- A. District Management shall develop and update Cross-Connection Control Standard Operations Protocol (SOP) to manage the Cross-Connection Program. The SOP shall be revised as needed and approved by the District's General Manager.
- B. The District's designated Cross-Connection Administrator and the Construction Inspection section shall be responsible for implementing and enforcing the cross-connection control program.
- C. An approved backflow prevention assembly shall be installed at owner's expenses when deemed necessary by the District. It shall be the owner's responsibility to comply with all District requirements as defined within this policy.
- D. Backflow prevention assembly shall be installed in an accessible location and in a manner approved by District. (Reference District Standard Specifications)
- E. It shall be the responsibility of the owner or customer of any premises where backflow prevention assemblies are installed to have thorough inspections and operational tests made of each assembly at least once a year, or more often in those instances where inspections or tests indicate a need. These inspections and tests shall be at the expense of the owner or customer and shall be performed by a person approved by the District and has possession of a current and valid Certificate of Competency for the testing of backflow preventers issued by the County of Los Angeles Department of Health.
- F. Costs or expenses related to testing, turn off/on, late fee, disconnection/reconnection fees and delays are responsibilities of owner. The owner must be in good standing with the District to have water services connected.
- G. Whenever an existing assembly is moved from its present location, or when it requires more than minimum maintenance, or when the District finds that improper maintenance of the assembly constitutes a health hazard, the assembly shall be replaced and tested by the owner at the owner's expenses.

IV. Reclaimed/Recycled Water System:

Site Supervisor - At each premises where it is necessary, in the opinion of the District, a user supervisor shall be designated by and at the expense of the water user. This user supervisor shall be responsible for the monitoring of the backflow prevention assembly and for the avoidance of cross-connections. In the event of contamination or pollution of the drinking water system due to a cross-connection on the premises, the District shall be promptly notified by the user supervisor so that appropriate measures may be taken to overcome the contamination. The water user shall inform the District of the user supervisor's identity on, as a minimum, an annual basis and whenever a change occurs.

Revisions: May 23, 1988
December 14, 2020

E-001 Palmdale Water District Cross-Connect Control Program

Effective Date: 11/26/2020	Approved By: General Manager, Dennis LaMoreaux
Review Date: NA	Signature:

SUBJECT:

Palmdale Water District Cross-Connection Control Program

PURPOSE:

This program establishes procedures and guidelines for the District and owners to comply with Titles 17 and 22 of the California Code of Regulations related to cross connections. It is consistent with the Cross-Connection Control Policy Handbook developed by the State Water Resources Control Board.

PROCEDURES:

Section I – Definitions:

- A. Air-Gap Separation: The term “air-gap separation” means a physical break between a supply pipe and a receiving vessel. The air-gap shall be at least double the diameter of the supply pipe measured vertically above the flood rim of the vessel and in no case less than one inch.

- B. Approved Backflow Prevention Assembly: The term “approved backflow prevention device” shall mean devices which have passed laboratory and field evaluation tests performed by a recognized testing organization which has demonstrated their competency to perform such tests to the Foundation for Cross-Connection Control and Hydraulic Research (FCCCHR) at the University of Southern California and is listed on their current approval list.

- C. Approved Water Supply: The term “approved water supply” means any water supply whose potability is regulated by a State or local health agency.

- D. Backflow: The term “backflow” shall mean a flow condition, caused by a differential in pressure, that causes the flow of water or other liquids, gases, mixtures or substances into the distributing pipes of a potable supply of water from any source or sources other than an approved water supply source. Back siphonage is one cause of backflow. Back pressure is the other cause.

- E. Contamination: The term “contamination” means a degradation of the quality of the potable water by any foreign substance which creates a hazard to the public health, or which may impair the usefulness or quality of the water.

- F. Cross-Connection: The term “cross-connection,” as used in this Standard Operations Protocol (“SOP”), means any unprotected actual or potential connection between a potable water system used to supply water for drinking purposes and any source or system containing unapproved water or a substance that is not or cannot be approved as safe, wholesome, and potable. By-pass arrangements, jumper connections, removable sections, swivel or changeover devices, or other devices through which backflow could occur, shall be considered to be cross-connections.
- G. Health Agency: The term “health agency” means the California Department of Health Services, or the local health agency with respect to a small water system.
- H. Local Health Agency: The term “local health agency” means the County of Los Angeles, Department of Health Services.
- I. Person: The term “person” means an individual, corporation, company, association, partnership, municipality, public utility, or other public body or institution.
- J. Premise: The term “Premise” means any and all areas on a customer’s property which are served or have the potential to be served by the public water system.
- K. Public Water System: The term “public water system” means a system for the provision of piped water to the public for human consumption which has five or more service connections or regularly serves an average of 25 individuals daily at least 60 days out of the year.
- L. Reclaimed Water: The term “reclaimed water” means a wastewater, which as a result of treatment is suitable for uses other than potable water.
- M. Reduced Pressure Principle Backflow Prevention Assembly (RP): The term “Reduced Pressure Principle Backflow Prevention Assembly” means an assembly containing two (2) independently acting approved check valves together with a hydraulically operating, mechanically independent pressure differential relief valve located between the check valves and at the same time below the first check valve. The assembly shall include properly located test cocks and tightly closing shutoff valves located at each end of the assembly.
- N. Reduced Pressure Principle Detector Assembly (RPDA): The term “Reduced Pressure Principle Detector Assembly” means an assembly composed of a line size approved reduced pressure principle assembly with a bypass containing a specific water meter and an approved reduced pressure principle assembly.
- O. Service Connection: The term “service connection” refers to the point of connection after the Palmdale Water District’s water meter and on the customer private plumbing system.
- P. Water User: The term “water user” means any person obtaining water from an approved water supply system.

Section II – Cross-Connection Protection Requirements:

A. General Provisions:

1. Unprotected cross-connections with the public water supply are prohibited.
2. Whenever backflow protection has been found necessary, the Palmdale Water District will require the water user to install and have tested an approved backflow prevention assembly by and at his/her expense for continued services or before a new service will be granted.
3. Wherever backflow protection has been found necessary on a water supply line entering a water user's premises, then any and all water supply lines from the Palmdale Water District's mains entering such premises, buildings, or structures shall be protected by an approved backflow prevention assembly. The type of assembly to be installed will be in accordance with the requirements of this protocol.

B. Where Protection is Required:

1. Each service connection from the Palmdale Water District water system for supplying water to premises having or access to an auxiliary water supply shall be protected against backflow of water from the premises into the public water system unless the auxiliary water supply is accepted as an additional source by the Palmdale Water District and is approved by the public health agency having jurisdiction.
2. Each service connection from the Palmdale Water District water system for supplying water to any premises on which any substance is handled in such fashion as may allow its entry into the water system shall be protected against backflow of the water from the premises into the public system. This shall include the handling of process waters and waters originating from the Palmdale Water District water system which have been subjected to deterioration in sanitary quality.
3. Backflow prevention assemblies shall be installed on the service connection to any premises having (a) internal cross-connections that cannot be permanently corrected and controlled to the satisfaction of the state or local health department and the Palmdale Water District, or (b) intricate plumbing and piping arrangements or where entry to all portions of the premises is not readily accessible whether or not cross-connections exist.
4. Any or all service connections from the Palmdale Water District to all premises, park, lot or landscape median shall have backflow protection if it has or has access to tertiary level reclaimed water source.

5. Backflow protection is required on all new water service connections to the Palmdale Water District's system for the supplying of water for commercial, multi-residential and irrigation uses. All service connections that serve a fire protection system of any class will also require backflow protection.
6. Backflow protection is required on existing commercial, multi-residential, irrigation and fire protection system service locations where the premise undergoes a demolition and the construction of a new structure.
7. Residential service connections, new or existing, serving an onsite fire sprinkler system and/or a water storage tank which is to be used for fire suppression requires backflow protection.
8. A premise that is being served by two or more service connections with the internal plumbing hooked together causing a flow through condition will required backflow protection.

C. Type of Protection Required:

The Palmdale Water District recognizes these three forms of backflow protection to be used as meter service protection and will be located at the service connection. All final decision as to the type of backflow protection assembly required will be determined by the Palmdale Water District. The type of protective assembly that may be required includes: Reduced Pressure Principle Backflow Prevention Assembly (RP), Reduced Pressure Principle Detector Backflow Prevention Assembly (RPDA) and an Air-gap separation (AG).

Section III – Backflow Prevention Assemblies:

A. Approved Backflow Prevention Assemblies:

1. Only backflow prevention assemblies which have been approved by the Foundation for Cross-Connection Control and Hydraulic Research (FCCCHR) shall be acceptable for installation by a water user connected to Palmdale Water District's potable water system.
2. The assemblies shall not be altered as shipped from the manufacturer. Doing so voids the FCCCHR approval.
3. The Palmdale Water District will provide, upon request, to any affected customer a list of approved backflow prevention assemblies.

B. Backflow Prevention Assembly Installation:

1. Backflow prevention assemblies shall be installed in a manner prescribed in Section 7603, Title 17, of the California Code of Regulations. Location of the assemblies should be as close as practical to the user's connection with no other points of connection in between. The Palmdale Water District shall have the final authority in determining the required location of a backflow prevention assembly.
 - a) Air-gap separation (AG): The air-gap separation shall be located on the user's side of and as close to the service connection as is practical. All piping from the service connection to the receiving tank shall be above grade and be entirely visible. No water use shall be provided from any point between the service connection and the air-gap separation. The air-gap shall be at least double the diameter of the supply pipe measured vertically from the flood rim of the vessel to the bottom of the outlet of the supply pipe and in no case less than one inch.
 - b) Reduced pressure principle backflow prevention assembly (RP): The approved reduced pressure principle backflow prevention assembly shall be installed on the user's side of and as close to the service connection as is practical. The assembly shall be installed a minimum of twelve inches (12") above grade and not more than thirty-six inches (36") above grade measured from the relief valve opening on the bottom of the assembly and with a minimum of twelve inches (12") side clearance. The assembly shall be installed so that it is readily accessible for maintenance and testing.
 - c) Reduced Pressure Principle Detector Assembly (RPDA): The approved reduced pressure principle detector assembly shall be installed on the user's side of and as close to the service connection as is practical. The assembly shall be installed a minimum of twelve inches (12") above grade and not more than thirty-six inches (36") above grade measured from the relief valve opening on the bottom of the assembly and with a minimum of twelve inches (12") side clearance. The assembly shall be installed so that it is readily accessible for maintenance and testing.

C. Backflow Prevention Assembly Testing and Maintenance:

1. The owners of any premises on which, or on account of which, backflow prevention assemblies are installed, shall have the assemblies tested by a person who has possession of a current and valid Certificate of Competence issued by the County of Los Angeles Public Health Department. Testing of all backflow prevention assemblies shall be done in accordance with current test procedures required by said department. Backflow prevention assemblies must be tested at least annually and immediately after installation, relocation or repair. The Palmdale Water District may require a more frequent testing schedule if it is determined to be necessary. No assembly shall be placed back in service unless it is functioning as required. Testing and reporting shall be completed in one of two options.

2.
 - a) An original copy of Palmdale Water District's "Field Testing and Maintenance Report Form" shall be used by the certified tester to record the required test data, and the original test form will be filed with the District after each test, relocation, or repair.
 - b) The certified tester can use the District's web-based reporting site to record and file the testing results with the District for each test, relocation, or repair.

These assemblies shall be serviced, overhauled, or replaced whenever they are found to be defective and all costs of testing, repair, and maintenance shall be borne by the water user.

3. The Palmdale Water District will, upon request, supply water users with a list of persons acceptable to test backflow prevention assemblies. Those listed are by no means the only testers allowed to test within the Palmdale Water District's jurisdiction. The Palmdale Water District will notify affected customers by mail or email from the District's web-based backflow testing when annual testing of an assembly is needed and also supply users with the necessary testing requirements which must be filled out each time an assembly is tested and/or repaired.
4. If necessary and in order to protect public health, the Palmdale Water District will make arrangements for testing a customer's backflow prevention assembly to fulfill the requirements of the program. The customer will be charged for the test and any maintenance found necessary to keep the assembly in working order on the next regular water bill.

D. Backflow Prevention Assembly Relocation, Repair and Replacement:

1. Approval must be obtained from the Palmdale Water District before a backflow prevention assembly is relocated or replaced.
 - a) Relocation: An assembly may be relocated following confirmation by the Palmdale Water District that the relocation will continue to provide the required protection and satisfy installation requirements. A retest will be required following the relocation of the assembly.
 - b) Repair: An assembly may be removed for repair, provided the water use is either discontinued until repair is completed and the assembly is returned to service, or the service connection is equipped with other backflow protection approved by the Palmdale Water District. A retest will be required following the repair of the assembly; and
 - c) Replacement: An assembly may be removed and replaced provided the water use is discontinued until the replacement assembly is installed. All

replacement assemblies must be approved by the Palmdale Water District and must be commensurate with the degree of hazard involved.

Section IV – User Supervisor:

At each premises where it is necessary, in the opinion of the Palmdale Water District, a user supervisor shall be designated by and at the expense of the water user. This user supervisor shall be responsible for the monitoring of the backflow prevention assemblies and for avoidance of cross-connections. In the event of contamination or pollution of the drinking water system due to a cross-connection on the premises, the user supervisor shall promptly notify the Palmdale Water District so that appropriate measures may be taken to overcome the contamination. The water user shall inform the Palmdale Water District of the user supervisor's identity on, as a minimum, an annual basis and whenever a change occurs.

Section V – Administrative Procedures:

A. Water System Survey:

1. The Palmdale Water District shall review all requests for new services to determine if backflow protection is needed. Plans and specifications must be submitted to the Palmdale Water District upon request for review of possible cross-connection hazards as a condition of service for new service connections. If it is determined that a backflow prevention device is necessary to protect the public water system, the required device must be installed before service will be granted.
2. The Palmdale Water District may require an on-premise inspection to evaluate cross-connection hazards. The Palmdale Water District will transmit a written notice requesting an inspection appointment to each affected water user. Any customer which cannot or will not allow an on-premise inspection of their piping system shall be required to install the backflow prevention assembly the Palmdale Water District considers necessary.
3. The Palmdale Water District may, at its discretion, require a reinspection for cross-connection hazards of any premise to which it serves water. The Palmdale Water District will transmit a written notice requesting an inspection appointment to each affected water user. Any customer which cannot or will not allow an on-premise inspection of their piping system shall be required to install the backflow prevention device the Palmdale Water District considers necessary.

B. Customer Notification – Assembly Installation:

1. The Palmdale Water District will notify the water user of the survey findings and of the requirement for the installation of a backflow preventer. Included with the notification that addresses the requirement of the backflow prevention installation will be a copy of the Palmdale Water District's Field Testing and Maintenance Report Form or web-based program, which is used by the approved backflow

prevention assembly tester to record the test data which is then returned to the Palmdale Water District for filing. Thirty (30) days is given for the completion of the installation and testing of the required backflow preventer.

2. A second notice will be sent certified mail to the water user who does not take the required corrective action prescribed in the first notice within the 30-day period. The second notice will give the water user a two-week period to take the required corrective action. If no action is taken within the two-week period, the Palmdale Water District will terminate water service to the affected water user until the required corrective actions are taken.

C. Customer Notification - Testing and Maintenance:

1. The Palmdale Water District will notify each affected water user when it is time for the backflow prevention assembly installed on their service connection to be tested. This first notice shall give the water user 30 days to have the assembly tested using the supplied original test form or web-based reporting which is to be completed and submitted to the Palmdale Water District.
2. A second notice shall be sent to each water user who does not have his/her backflow prevention assembly tested as prescribed in the first notice within the 30-day period allowed. The second notice will give the water user a 14-day period to have his/her backflow prevention assembly tested. If no action is taken within the two-week period, a fee of \$50.00 will be charged to the account of the water user.
3. A final notice will then be sent certified mail notifying the water user that his/her backflow prevention assembly has not been tested. If the test form is not returned to the Palmdale Water District office or reported on the District backflow testing website by the end of the two-week period, water service will be terminated without further notice. Along with termination of water service, there are associated fees related to the disconnection and reconnection of the water service, which will be charged to the water user's account.
4. Upon failure to respond to a final notice, the Palmdale Water District, at its discretion, may choose to arrange for testing of the backflow prevention assembly at the user's premise in lieu of water service termination. The customer shall be charged for the test and any maintenance found necessary to keep the assembly in working order on the next regular bill.

Section VI – Water Service Termination:

A. General:

When the Palmdale Water District encounters water uses that represent a clear and immediate hazard to the potable water supply that cannot be immediately abated, the

Palmdale Water District shall institute the procedure for discontinuing the Palmdale Water District's water service.

B. Basis for Termination:

Conditions or water uses that create a basis for water service termination shall include, but are not limited to, the following items:

1. Refusal to install a required backflow prevention assembly.
2. Refusal to test a backflow prevention assembly.
3. Refusal to repair a faulty backflow prevention assembly.
4. Refusal to replace a faulty backflow prevention assembly.
5. Direct or indirect connection between the public water system and a sewer line.
6. Unprotected direct or indirect connection between the public water system and a system or equipment containing contaminants.
7. Unprotected direct or indirect connection between the public water system and an auxiliary water system.
8. A situation which presents an immediate health hazard to the public water system.

C. Water Service Termination Procedures:

1. For conditions 1, 2, 3, or 4, the Palmdale Water District will terminate service to a customer's premise after two written notices have been sent specifying the corrective action needed and the time period in which it must be done. If no action is taken within the allowed period, water service may be terminated.
2. For conditions 5, 6, 7, or 8, the Palmdale Water District will take the following steps:
 - a) Make reasonable effort to advise water user of intent to terminate water service.
 - b) Terminate water supply and lock service valve. The water service will remain inactive until correction of violations has been approved by the Palmdale Water District.