



PALMDALE WATER DISTRICT
A CENTURY OF SERVICE

Capital Impact Fee Update

Scott Rogers, P.E.
Assistant General Manager

Board Meeting
March 24, 2025

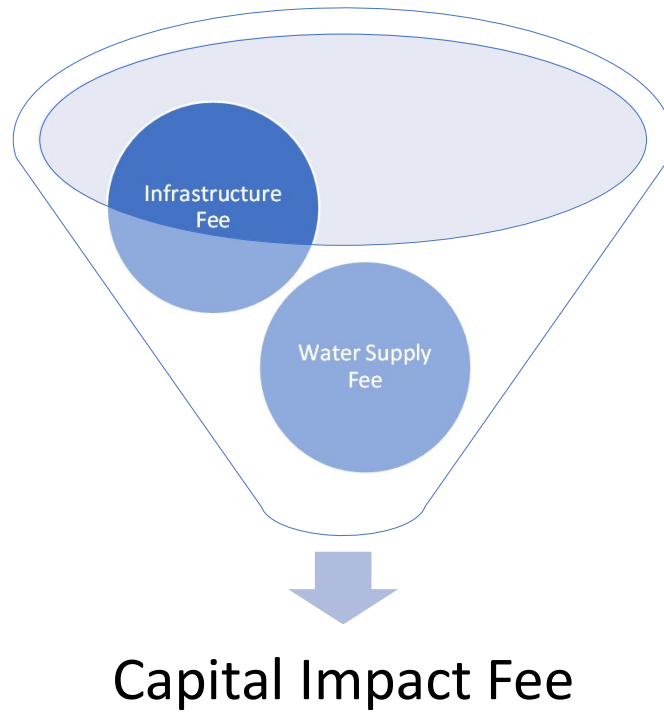


No Burden to Existing Rate Payers

- Current and future customers continue to pay for reliability of current supply
- Heavy users continue to fund water reliability projects including conservation and recycling
- Current and future customers continue to pay for O&M costs as well as fixed costs of existing systems



Capital Impact Fee



Infrastructure Fees

2016 Water Master Plan

- Establishes the projects needed as new services are added to the water system
- Went through the Environmental Review Process
- Fee was adopted by Board in 2018



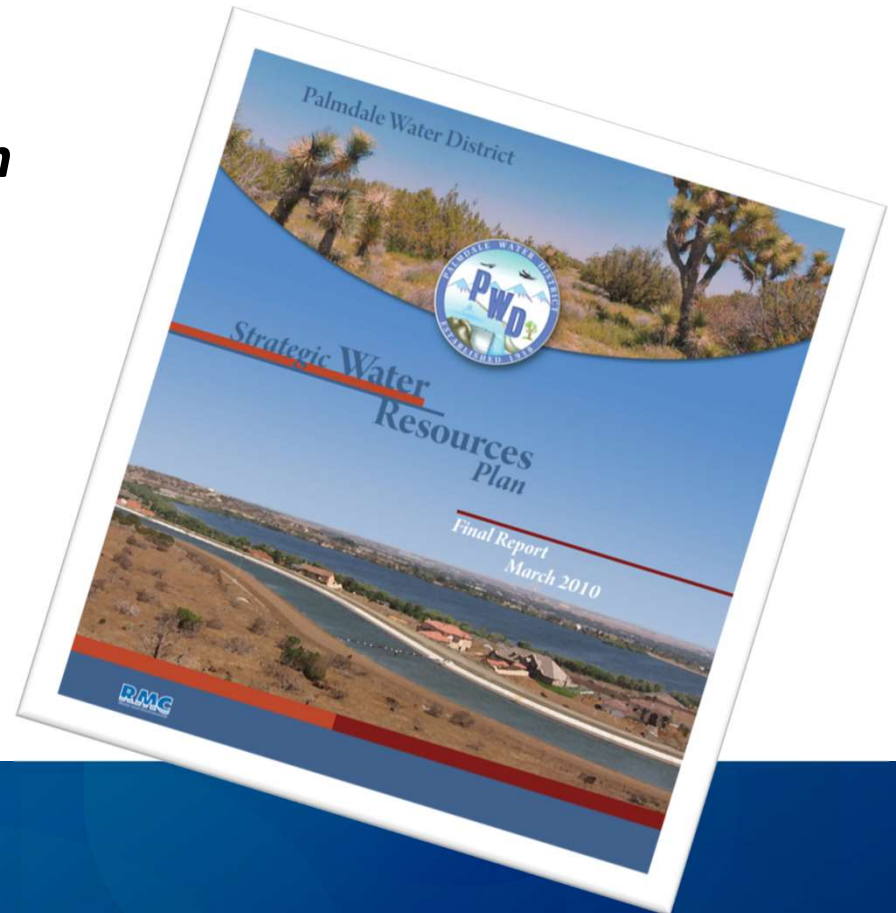
PALMDALE WATER DISTRICT
A CENTURY OF SERVICE



Water Supply Fees

2010 Strategic Water Resources Plan

- Establishes the water supply projects needed as new services are added
- Went through the Environmental Review Process
- Fee was adopted by Board in 2013

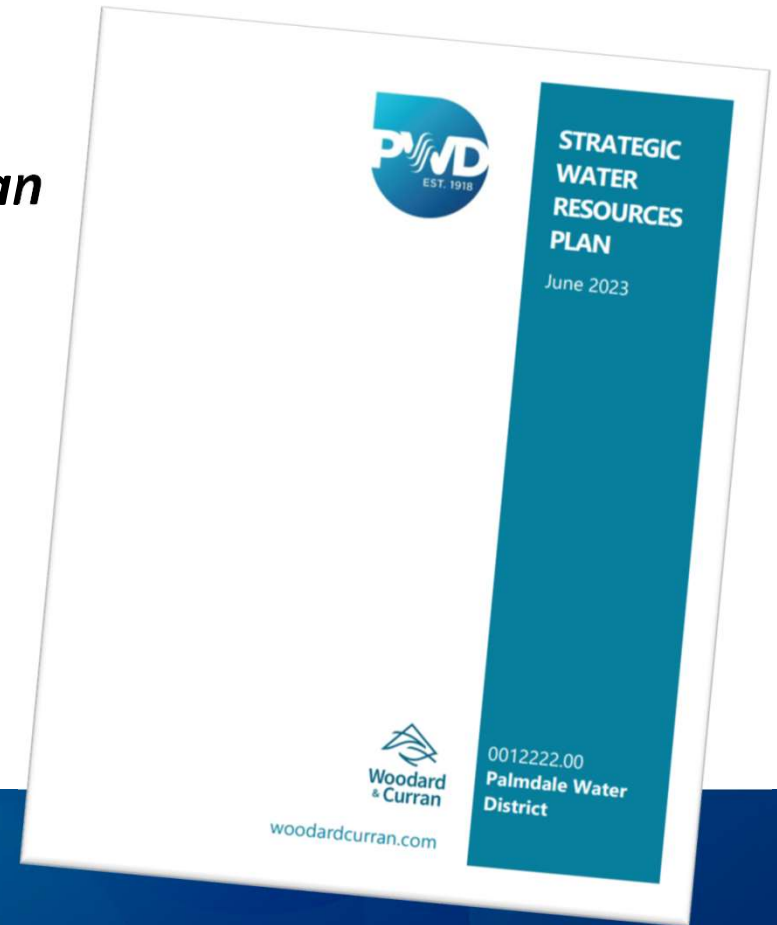


PALMDALE WATER DISTRICT
A CENTURY OF SERVICE

Water Supply Fees

2024 Updated Strategic Water Resources Plan

- In early 2022, started work to re-evaluate the water supply projects needed
- In 2023-2024, went through the Environmental Review Process
- Plan was adopted by Board in December 2024
- Basis for updating water supply fee



Adjustment of Infrastructure Fee

Rules and Regulations 10.07 Capital Improvement (Impact) Fee

- Allows for the adjustment of the fee by the Construction Cost Index published by Engineering-News Record
- Last adjustment was done in 2022
- ENR index has increased by 18.2%

Single Family, Commercial, and Industrial

	Existing (\$/EDU)	Proposed (\$/EDU)
2800' & 2850'	\$3,880	\$4,588
2950' & 3000'	\$10,756	\$12,718
3200' & 3250'	\$13,180	\$15,584
3400' & 3400'+	\$15,687	\$18,549



Modification of Water Supply Fee

Based on the adopted 2024 Update Strategic Water Resources Plan

- Plan estimate \$28,000 per acre-foot
- Water Supply Fee Analysis
- Adjusted the single family usage

Single Family

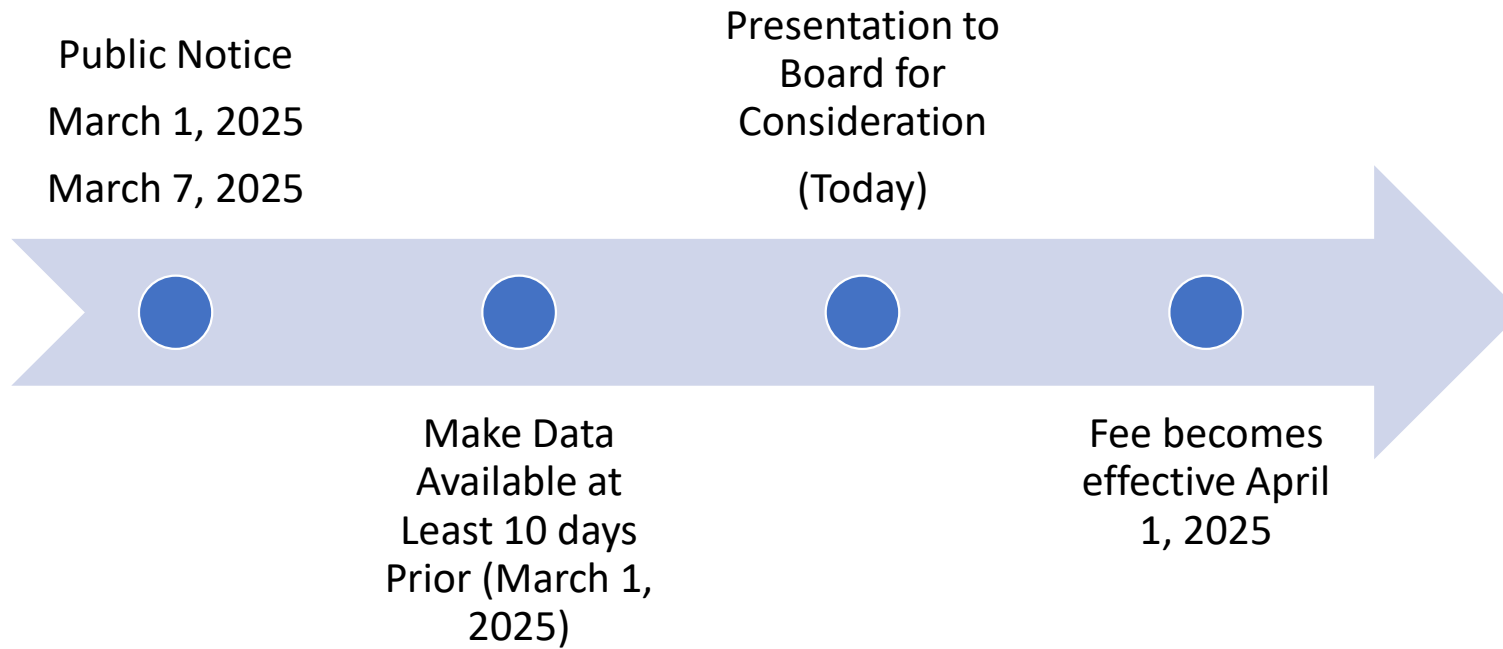
	Existing (\$/EDU)	Proposed (\$/EDU)
2800' & 2850'	\$8,907	\$12,300
2950' & 3000'	\$8,981	\$12,300
3200' & 3250'	\$8,604	\$12,300
3400' & 3400'+	\$8,604	\$12,300

Commercial & Industrial

	Existing (\$/AFY)	Proposed (\$/AFY)
2800' & 2850'	\$13,406	\$28,000
2950' & 3000'	\$13,406	\$28,000
3200' & 3250'	\$13,406	\$28,000
3400' & 3400'+	\$13,406	\$28,000



Implementation Plan





PALMDALE WATER DISTRICT
A CENTURY OF SERVICE

Questions?

